

SPONSORED PROGRAMS SECOND QUARTER FY16

College/Center	Proposals Submitted FY16 YTD			Awards Received FY16 YTD			Expenditures FY16 YTD	
	No.	Amount Requested	% Change vs. FY15(\$)	No.	Amount Received	% Change vs. FY15(\$)	Amount Expended	% Change vs. FY15(\$)
College of AH&SS	9	\$645,877	-48%	1	\$1,000	-97%	\$46,222	-32.24%
College of Business*	6	\$159,205	-249%	3	\$172,229	61%	\$201,621	22.59%
College of Education	7	\$2,626,861	59%	3	\$173,605	100%	\$95,610	25.33%
College of Engineering	51	\$8,371,515	-93%	31	\$2,061,384	45%	\$1,381,407	-36.00%
College of Science	54	\$10,963,838	26%	20	\$1,251,118	75%	\$429,577	-21.33%
College of Nursing	9	\$578,489	-580%	1	\$18,865	14%	\$150,229	165.04%
CAO	23	\$1,736,586	-37%	25	\$914,982	125%	\$829,915	18.86%
CCRE	9	\$1,920,888	100%	2	\$83,264	100%	\$390,850	100.00%
CMER	1	\$20,720	-775%	1	\$20,720	-35%	\$488,429	21.03%
CMSA	0	\$0	0%	6	\$43,884	-87%	\$43,895	-94.04%
CSPAR	26	\$5,075,936	-39%	39	\$734,078	-5%	\$1,727,551	-16.05%
ESSC	45	\$23,898,890	30%	47	\$4,011,569	7%	\$4,857,990	10.79%
ITSC	9	\$1,536,695	-302%	15	\$807,993	-34%	\$2,925,356	22.56%
Provost***	8	\$4,281,310	55%	8	\$3,144,146	251%	\$2,536,740	31.97%
PRC	27	\$3,158,511	-168%	8	\$755,285	-38%	\$805,078	45.44%
Research Institute	22	\$1,009,636	-171%	41	\$506,989	-78%	\$1,664,875	-32.80%
RSESC	9	\$1,533,185	18%	38	\$1,535,858	-14%	\$2,632,929	29.05%
SMAP	96	\$14,386,838	6%	204	\$9,769,987	-7%	\$13,995,010	-4.27%
VP F&A	0	\$0	0%	4	\$565,042	0%	\$609,950	-41.26%
VPRED	2	\$98,778,234	0%	92	\$4,568,085	0%	\$43,870	-80.87%
Total	413	\$180,683,215	44%	589	\$31,140,082	21%	\$35,857,104	-2.08%

* CBA includes: CMOST& SBDC

**AH&SS includes Humanities Center

*** Provost includes: PCS, ISED, Library, OIT, GS & AA

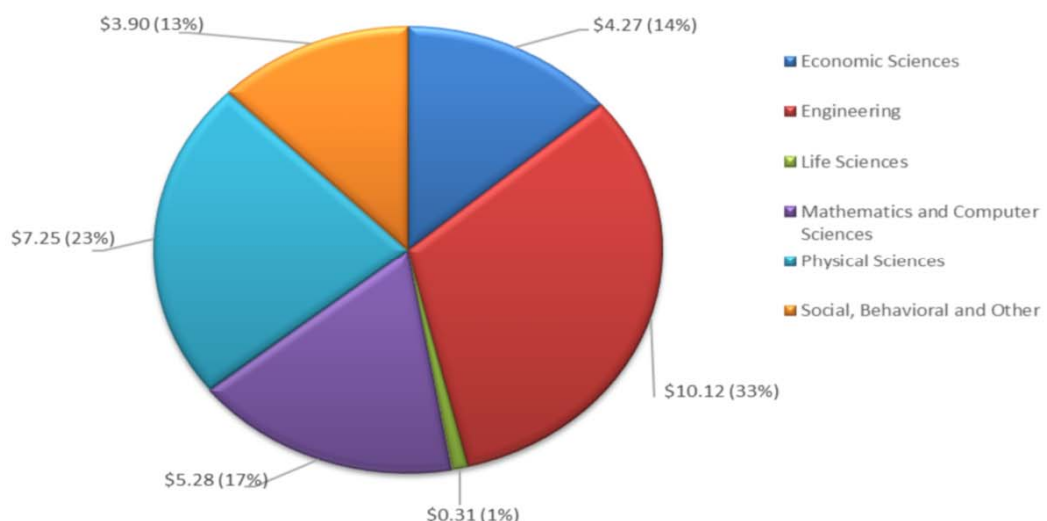
FISCAL YEAR 2015 vs 2016 YEAR-TO-DATE (YTD)

	FY15	FY16
Proposals	\$101,217,076	\$180,683,215
Awards	\$25,726,351	\$31,140,082
Expenditures	\$36,618,837	\$35,857,104
ICR	\$7,624,112	\$7,554,799
*Effective ICR Rate	26%	27%

*Effective ICR Rate = (ICR/(Expenditures-ICR))

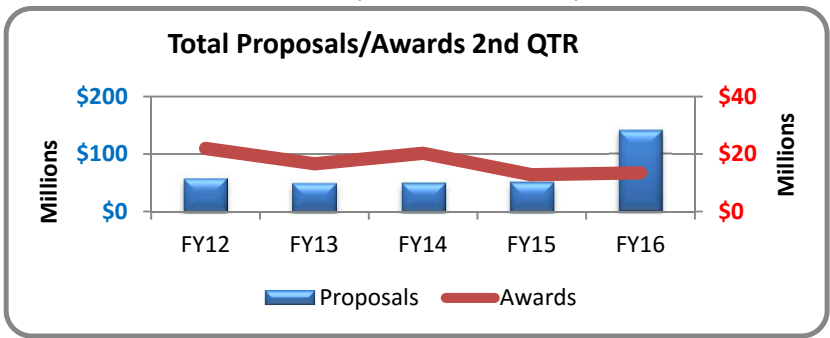


Total Awards \$31.1 (Millions)

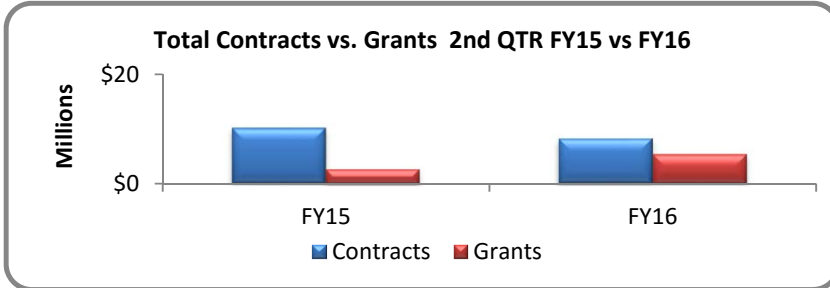


Sponsored Programs Second Quarter FY2016 (Jan-Mar 2016) ONLY

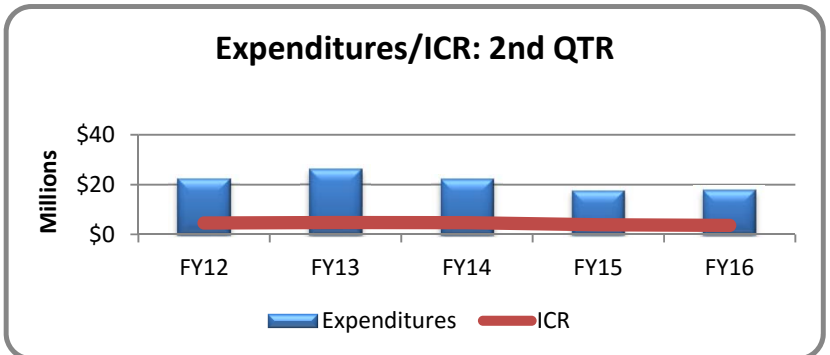
Total Proposals/Awards 2nd Qtr		
Fiscal Year	Proposals	Awards
FY12	\$58,406,002	\$21,931,438
FY13	\$49,655,288	\$16,578,883
FY14	\$49,820,246	\$20,240,850
FY15	\$51,265,195	\$12,775,611
FY16	\$140,393,493	\$13,469,881



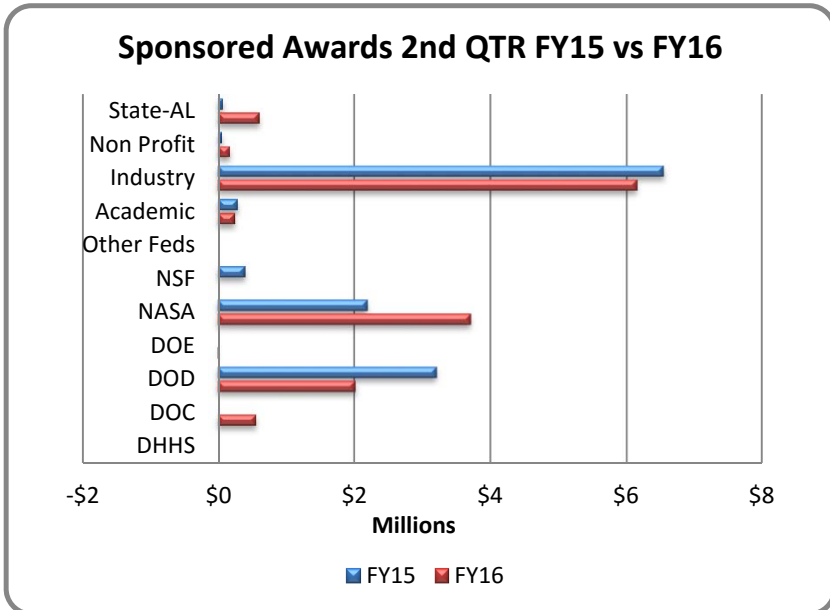
Total Contracts vs Grants 2nd QTR FY15/FY16		
Type	FY15	FY16
Contracts	\$10,109,237	\$8,148,162
Grants	\$2,666,374	\$5,321,719
Total	\$12,775,611	\$13,469,881



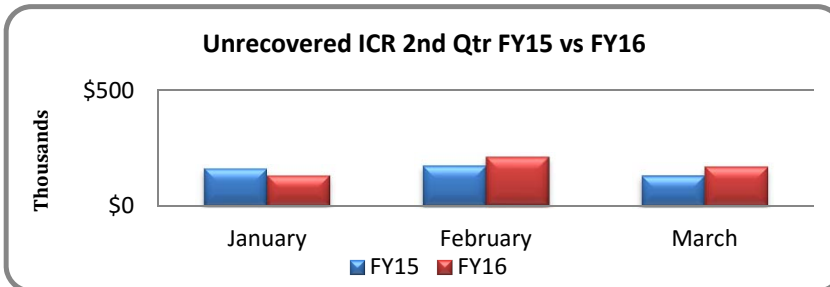
Total Expenditures/ICR 2nd Qtr		
Fiscal Year	Expenditures	ICR
FY12	\$22,526,226	\$4,576,827
FY13	\$26,240,024	\$4,743,452
FY14	\$22,349,459	\$4,672,547
FY15	\$17,549,327	\$3,825,897
FY16	\$17,843,456	\$3,582,330



Sponsored Awards 2nd Qtr FY15/FY16		
Agency	FY15	FY16
DHHS	\$0	\$0
DOC	\$0	\$560,000
DOD	\$3,212,299	\$2,023,746
DOE	\$0	\$0
NASA	\$2,195,697	\$3,712,653
NSF	\$395,996	\$0
Other Feds	\$0	\$0
Academic	\$288,515	\$245,229
Industry	\$6,551,263	\$6,154,059
Non Profit	\$59,778	\$174,846
State-AL	\$72,063	\$605,738
Total	\$12,775,611	\$13,469,881

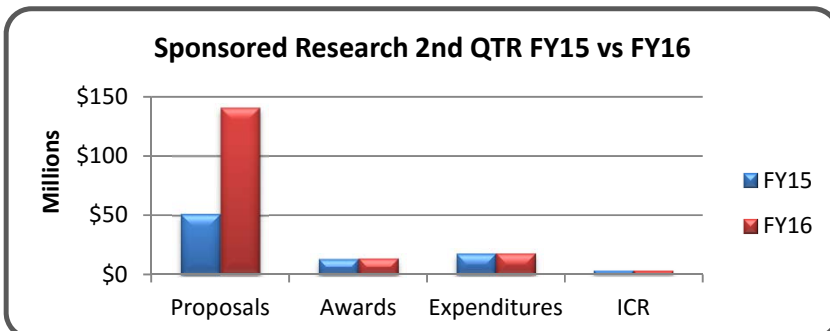


*Unrecovered ICR 2nd Qtr FY15/FY16		
Month	FY15	FY16
January	\$162,657	\$132,142
February	\$172,959	\$210,045
March	\$130,520	\$169,341
Total	\$466,136	\$511,527



* Unrecovered ICR includes all program codes

Sponsored Research 2nd Qtr. FY15/FY16		
	FY15	FY16
Proposals	\$51,265,195	\$140,393,493
Awards	\$12,775,611	\$13,469,881
Expenditures	\$17,549,327	\$17,843,456
ICR	\$3,825,897	\$3,582,330
Effective ICR*	28%	25%



* Effective ICR (ICR/(Expenditures-ICR))