

University of Alabama in Huntsville

Graduation/Retention Rates for 2000 – 2014 Freshman Cohorts

- **Section 1: Graduated/Still Enrolled - University Summary**

Overall graduation/retention rates for the entire university.

- **Section 2: Graduated/Still Enrolled by College**

Graduation/retention rates by college. The rate includes students who remained in their original college, as well as those who started in one college and later changed to a different college. Students are counted in their original college.

- **Section 3: Graduated/Still Enrolled by College and Department**

Graduation/retention rates by college and department. The rate includes students who remained in their original college/dept, as well as those who started in one college/dept and later changed to a different college/dept. Students are counted in their original college/dept.

- **Section 4: Graduated/Still Enrolled by College and Major**

Graduation/retention rates by college and major. The rate includes students who remained in their original college/major, as well as those who started in one college/major and later changed to a different college/major. Students are counted in their original college/major.

- **Section 5: Graduated/Still Enrolled in Original College**

Graduation/retention rates by college. The rate includes only students who remained in their original college.

- **Section 6: Graduated/Still Enrolled by College (with details on changed college)**

Graduation/retention rates by college. The rate includes students who remained in their original college, as well as those who changed to a different college, with details on how many students moved to each college.

- **Section 7: Graduated/Still Enrolled by Ethnic Origin**

Graduation/retention rates by ethnic origin.

- **Section 8: Graduated/Still Enrolled by Gender**

Graduation/retention rates by gender.

- **Section 9: Graduated/Still Enrolled by Federal Financial Aid Category**

Graduation/retention rates for those students who received federal loans and Pell Grants, and those who did not.

NOTES:

- The Cohort is based on the IPEDS definition for new freshmen. The definition is listed at the bottom of each page of the report. Basically it is all new first-time, full-time, degree-seeking freshman.
- Retention is computed based on enrollment in Fall terms. A cohort member is considered to have continued to a given year if he/she had not yet graduated and was enrolled on the 10th day of class in the Fall term of that year.
- A cohort member is considered to have graduated in a given year if they graduate prior to the Fall term of that year. For example if a member of the 2002 cohort graduated in Spring 2006, they would appear in the 'Continued to Year 4' column and the 'Graduated in 4 Years' column, but they would not appear in the 'Continued to 5 Years' or 'Continued to 6 Years' columns.
- Stop-outs are allowed. For example, if a member of the 2002 cohort did not enroll in Fall 2003, but did enroll in Fall 2004, he/she would not be included in the 'Continued to Year 2' numbers, but would be included in the 'Continued to Year 3' numbers.
- Students are sometimes removed from the cohort for various reasons (deceased, military service, etc.), so you may notice the cohort numbers fluctuate slightly between the yearly published retention reports.

Section 1

Graduated/Still Enrolled University Summary

This section shows overall graduation/retention rates for the entire university.

Graduated/Still Enrolled - University Summary

Cohort	Students	Graduated in			Continued to					
		4 Years	5 Years	6 Years	Year 2	Year 3	Year 4	Year 5	Year 6	Year 7
2000	581	15% (85)	36% (212)	44% (255)	70% (409)	59% (344)	55% (318)	38% (219)	15% (86)	7% (39)
2001	590	14% (82)	33% (195)	44% (260)	74% (435)	61% (360)	57% (334)	40% (236)	20% (116)	8% (46)
2002	610	17% (102)	39% (236)	48% (290)	76% (462)	65% (394)	60% (364)	40% (246)	15% (94)	7% (40)
2003	774	17% (132)	39% (299)	48% (368)	76% (590)	65% (504)	60% (465)	41% (317)	17% (132)	10% (75)
2004	652	13% (84)	34% (221)	44% (285)	75% (492)	63% (408)	56% (365)	40% (262)	18% (119)	8% (54)
2005	626	14% (87)	38% (241)	45% (284)	77% (480)	62% (386)	58% (362)	41% (259)	16% (100)	8% (48)
2006	801	16% (128)	39% (312)	47% (379)	77% (616)	66% (530)	61% (486)	41% (330)	16% (125)	7% (57)
2007	759	16% (125)	37% (281)	48% (367)	77% (588)	66% (502)	61% (462)	43% (323)	20% (150)	7% (54)
2008	765	15% (116)	38% (288)	46% (353)	76% (578)	64% (492)	56% (431)	40% (309)	16% (122)	7% (51)
2009	774	18% (143)	41% (316)	49% (382)	75% (584)	62% (483)	59% (457)	39% (301)	16% (120)	6% (49)
2010	600	15% (92)	41% (244)		79% (473)	64% (383)	59% (353)	41% (244)	14% (81)	
2011	652	23% (148)			79% (517)	69% (447)	64% (415)	37% (244)		
2012	615				81% (498)	66% (403)	60% (370)			
2013	638				77% (491)	68% (437)				
2014	714				80% (573)					

The Cohort includes only first-time full time degree-seeking freshmen. The definition of a first-time freshman is a student who has no prior postsecondary experience (except as noted below) attending any institution for the first time at the undergraduate level. This includes students enrolled in academic or occupational programs. It also includes students enrolled in the fall term who attended college for the first time in the prior summer term, and students who entered with advanced standing (college credits earned before graduation from high school).

Section 2

Graduated/Still Enrolled by College

This section shows graduation/retention rates by college. The rate includes students who remained in their original college, as well as those who started in one college and later changed to a different college. Students are counted in their original college.

AHSS
Business
Education
Engineering
General
Nursing
Science

Graduated/Still Enrolled by College

AHSS

Cohort	Students	Graduated in			Continued to					
		4 Years	5 Years	6 Years	Year 2	Year 3	Year 4	Year 5	Year 6	Year 7
2000	113	10% (11)	23% (26)	30% (34)	66% (75)	48% (54)	42% (47)	27% (30)	12% (14)	6% (7)
2001	89	15% (13)	36% (32)	42% (37)	76% (68)	67% (60)	58% (52)	39% (35)	17% (15)	9% (8)
2002	98	18% (18)	41% (40)	48% (47)	71% (70)	62% (61)	56% (55)	37% (36)	10% (10)	6% (6)
2003	124	14% (17)	33% (41)	44% (55)	74% (92)	60% (74)	57% (71)	42% (52)	20% (25)	9% (11)
2004	93	12% (11)	38% (35)	44% (41)	73% (68)	59% (55)	57% (53)	39% (36)	15% (14)	9% (8)
2005	105	12% (13)	34% (36)	44% (46)	76% (80)	63% (66)	59% (62)	41% (43)	19% (20)	7% (7)
2006	124	16% (20)	35% (44)	43% (53)	73% (91)	62% (77)	56% (69)	34% (42)	13% (16)	7% (9)
2007	131	15% (19)	35% (46)	48% (63)	71% (93)	60% (78)	57% (75)	40% (53)	19% (25)	8% (10)
2008	107	9% (10)	23% (25)	31% (33)	65% (70)	50% (54)	43% (46)	32% (34)	15% (16)	6% (6)
2009	102	17% (17)	40% (41)	44% (45)	72% (73)	54% (55)	52% (53)	38% (39)	12% (12)	10% (10)
2010	69	10% (7)	33% (23)		70% (48)	55% (38)	51% (35)	36% (25)	9% (6)	
2011	78	18% (14)			73% (57)	60% (47)	55% (43)	36% (28)		
2012	70				81% (57)	63% (44)	61% (43)			
2013	120				73% (87)	63% (76)				
2014	116				76% (88)					

The Cohort includes only first-time full time degree-seeking freshmen. The definition of a first-time freshman is a student: (1) attending any postsecondary institution for the first time in the fall term; OR (2) enrolling in the fall term who attended any postsecondary institution for the first time in the prior summer term immediately following high school graduation; OR (3) entering with college credit earned before graduation from high school.

Graduated/Still Enrolled by College

Business

Cohort	Students	Graduated in			Continued to					
		4 Years	5 Years	6 Years	Year 2	Year 3	Year 4	Year 5	Year 6	Year 7
2000	59	22% (13)	46% (27)	49% (29)	68% (40)	66% (39)	61% (36)	34% (20)	8% (5)	2% (1)
2001	69	25% (17)	41% (28)	46% (32)	64% (44)	52% (36)	49% (34)	25% (17)	7% (5)	1% (1)
2002	72	29% (21)	47% (34)	47% (34)	68% (49)	64% (46)	60% (43)	28% (20)	4% (3)	4% (3)
2003	67	36% (24)	54% (36)	57% (38)	82% (55)	73% (49)	66% (44)	28% (19)	6% (4)	1% (1)
2004	75	23% (17)	39% (29)	41% (31)	72% (54)	59% (44)	48% (36)	25% (19)	5% (4)	4% (3)
2005	87	20% (17)	41% (36)	46% (40)	74% (64)	56% (49)	52% (45)	32% (28)	9% (8)	1% (1)
2006	86	24% (21)	48% (41)	57% (49)	79% (68)	77% (66)	69% (59)	43% (37)	19% (16)	8% (7)
2007	89	24% (21)	43% (38)	43% (38)	79% (70)	60% (53)	52% (46)	29% (26)	9% (8)	7% (6)
2008	100	15% (15)	43% (43)	46% (46)	73% (73)	62% (62)	51% (51)	40% (40)	8% (8)	3% (3)
2009	79	22% (17)	42% (33)	49% (39)	75% (59)	59% (47)	56% (44)	33% (26)	10% (8)	3% (2)
2010	45	20% (9)	40% (18)		69% (31)	53% (24)	44% (20)	24% (11)	2% (1)	
2011	57	35% (20)			72% (41)	63% (36)	56% (32)	19% (11)		
2012	59				68% (40)	51% (30)	44% (26)			
2013	60				77% (46)	72% (43)				
2014	64				84% (54)					

The Cohort includes only first-time full time degree-seeking freshmen. The definition of a first-time freshman is a student: (1) attending any postsecondary institution for the first time in the fall term; OR (2) enrolling in the fall term who attended any postsecondary institution for the first time in the prior summer term immediately following high school graduation; OR (3) entering with college credit earned before graduation from high school.

Graduated/Still Enrolled by College

Education

Cohort	Students	Graduated in			Continued to						
		4 Years	5 Years	6 Years	Year 2	Year 3	Year 4	Year 5	Year 6	Year 7	
2014	3				100% (3)						

The Cohort includes only first-time full time degree-seeking freshmen. The definition of a first-time freshman is a student: (1) attending any postsecondary institution for the first time in the fall term; OR (2) enrolling in the fall term who attended any postsecondary institution for the first time in the prior summer term immediately following high school graduation; OR (3) entering with college credit earned before graduation from high school.

Graduated/Still Enrolled by College

Engineering

Cohort	Students	Graduated in			Continued to					
		4 Years	5 Years	6 Years	Year 2	Year 3	Year 4	Year 5	Year 6	Year 7
2000	182	12% (22)	41% (74)	52% (94)	76% (138)	67% (122)	65% (118)	49% (89)	20% (37)	8% (15)
2001	197	7% (13)	30% (59)	47% (92)	79% (156)	67% (132)	60% (119)	50% (99)	26% (52)	10% (19)
2002	197	14% (27)	39% (77)	50% (98)	81% (160)	71% (140)	66% (131)	48% (94)	21% (41)	10% (19)
2003	247	15% (36)	42% (104)	51% (127)	81% (201)	71% (176)	69% (170)	49% (122)	19% (46)	11% (27)
2004	194	8% (16)	38% (73)	52% (100)	81% (157)	67% (130)	63% (122)	54% (105)	22% (43)	9% (18)
2005	199	10% (20)	35% (70)	41% (82)	74% (148)	61% (122)	56% (111)	44% (88)	18% (35)	12% (23)
2006	244	11% (28)	42% (102)	50% (121)	78% (190)	69% (169)	66% (161)	50% (122)	16% (40)	9% (22)
2007	214	16% (34)	39% (83)	54% (116)	79% (169)	73% (157)	68% (146)	50% (108)	24% (51)	6% (13)
2008	254	13% (32)	38% (97)	51% (129)	78% (197)	70% (179)	64% (162)	49% (124)	22% (57)	9% (24)
2009	283	15% (43)	42% (120)	57% (161)	81% (230)	70% (197)	67% (190)	47% (133)	19% (53)	4% (12)
2010	244	16% (40)	47% (114)		82% (201)	70% (170)	67% (163)	46% (113)	16% (38)	
2011	261	21% (55)			83% (216)	73% (190)	69% (181)	46% (120)		
2012	219				85% (186)	72% (158)	67% (147)			
2013	246				79% (195)	72% (177)				
2014	303				82% (249)					

The Cohort includes only first-time full time degree-seeking freshmen. The definition of a first-time freshman is a student: (1) attending any postsecondary institution for the first time in the fall term; OR (2) enrolling in the fall term who attended any postsecondary institution for the first time in the prior summer term immediately following high school graduation; OR (3) entering with college credit earned before graduation from high school.

Graduated/Still Enrolled by College

General College

Cohort	Students	Graduated in			Continued to					
		4 Years	5 Years	6 Years	Year 2	Year 3	Year 4	Year 5	Year 6	Year 7
2000	54	15% (8)	41% (22)	48% (26)	70% (38)	59% (32)	56% (30)	41% (22)	15% (8)	4% (2)
2001	92	14% (13)	33% (30)	42% (39)	72% (66)	51% (47)	53% (49)	35% (32)	16% (15)	5% (5)
2002	71	11% (8)	37% (26)	51% (36)	75% (53)	58% (41)	58% (41)	48% (34)	18% (13)	4% (3)
2003	94	12% (11)	26% (24)	35% (33)	63% (59)	51% (48)	37% (35)	26% (24)	17% (16)	10% (9)
2004	92	9% (8)	21% (19)	29% (27)	61% (56)	51% (47)	46% (42)	35% (32)	22% (20)	10% (9)
2006	129	9% (12)	33% (43)	40% (52)	72% (93)	60% (77)	53% (69)	42% (54)	16% (21)	8% (10)
2007	93	6% (6)	24% (22)	33% (31)	72% (67)	60% (56)	55% (51)	45% (42)	27% (25)	15% (14)
2008	79	11% (9)	33% (26)	43% (34)	81% (64)	68% (54)	61% (48)	51% (40)	25% (20)	13% (10)
2009	79	16% (13)	33% (26)	41% (32)	70% (55)	59% (47)	52% (41)	35% (28)	18% (14)	10% (8)
2010	62	6% (4)	27% (17)		74% (46)	53% (33)	50% (31)	40% (25)	16% (10)	
2011	69	10% (7)			74% (51)	64% (44)	58% (40)	41% (28)		
2012	63				70% (44)	54% (34)	51% (32)			

The Cohort includes only first-time full time degree-seeking freshmen. The definition of a first-time freshman is a student: (1) attending any postsecondary institution for the first time in the fall term; OR (2) enrolling in the fall term who attended any postsecondary institution for the first time in the prior summer term immediately following high school graduation; OR (3) entering with college credit earned before graduation from high school.

Graduated/Still Enrolled by College

Nursing

Cohort	Students	Graduated in			Continued to					
		4 Years	5 Years	6 Years	Year 2	Year 3	Year 4	Year 5	Year 6	Year 7
2000	23	30% (7)	43% (10)	52% (12)	83% (19)	74% (17)	57% (13)	35% (8)	17% (4)	9% (2)
2001	26	35% (9)	42% (11)	54% (14)	69% (18)	62% (16)	62% (16)	27% (7)	15% (4)	4% (1)
2002	27	26% (7)	37% (10)	44% (12)	67% (18)	56% (15)	52% (14)	26% (7)	7% (2)	0% (0)
2003	67	16% (11)	33% (22)	37% (25)	66% (44)	49% (33)	39% (26)	31% (21)	7% (5)	9% (6)
2004	54	24% (13)	33% (18)	43% (23)	80% (43)	70% (38)	54% (29)	26% (14)	15% (8)	7% (4)
2005	55	16% (9)	44% (24)	51% (28)	78% (43)	62% (34)	65% (36)	44% (24)	16% (9)	9% (5)
2006	65	25% (16)	31% (20)	35% (23)	72% (47)	55% (36)	46% (30)	15% (10)	8% (5)	5% (3)
2007	74	23% (17)	41% (30)	50% (37)	73% (54)	62% (46)	59% (44)	34% (25)	14% (10)	3% (2)
2008	74	28% (21)	42% (31)	47% (35)	80% (59)	66% (49)	57% (42)	26% (19)	12% (9)	8% (6)
2009	78	32% (25)	47% (37)	51% (40)	64% (50)	55% (43)	56% (44)	27% (21)	12% (9)	4% (3)
2010	51	25% (13)	37% (19)		76% (39)	63% (32)	51% (26)	24% (12)	10% (5)	
2011	68	37% (25)			74% (50)	65% (44)	57% (39)	16% (11)		
2012	63				78% (49)	65% (41)	62% (39)			
2013	69				78% (54)	62% (43)				
2014	78				72% (56)					

The Cohort includes only first-time full time degree-seeking freshmen. The definition of a first-time freshman is a student: (1) attending any postsecondary institution for the first time in the fall term; OR (2) enrolling in the fall term who attended any postsecondary institution for the first time in the prior summer term immediately following high school graduation; OR (3) entering with college credit earned before graduation from high school.

Graduated/Still Enrolled by College

Science

Cohort	Students	Graduated in			Continued to					
		4 Years	5 Years	6 Years	Year 2	Year 3	Year 4	Year 5	Year 6	Year 7
2000	150	16% (24)	35% (53)	40% (60)	66% (99)	53% (80)	49% (74)	33% (50)	12% (18)	8% (12)
2001	117	15% (17)	30% (35)	39% (46)	71% (83)	59% (69)	55% (64)	39% (46)	21% (25)	10% (12)
2002	145	14% (21)	34% (49)	43% (63)	77% (112)	63% (91)	55% (80)	38% (55)	17% (25)	6% (9)
2003	175	19% (33)	41% (72)	51% (90)	79% (139)	71% (124)	68% (119)	45% (79)	21% (36)	12% (21)
2004	144	13% (19)	33% (47)	44% (63)	79% (114)	65% (94)	58% (83)	39% (56)	21% (30)	8% (12)
2005	180	16% (28)	42% (75)	49% (88)	81% (145)	64% (115)	60% (108)	42% (76)	16% (28)	7% (12)
2006	153	20% (31)	41% (62)	53% (81)	83% (127)	69% (105)	64% (98)	42% (65)	18% (27)	4% (6)
2007	158	18% (28)	39% (62)	52% (82)	85% (135)	71% (112)	63% (100)	44% (69)	20% (31)	6% (9)
2008	151	19% (29)	44% (66)	50% (76)	76% (115)	62% (94)	54% (82)	34% (52)	8% (12)	1% (2)
2009	153	18% (28)	39% (59)	42% (65)	76% (117)	61% (94)	56% (85)	35% (54)	16% (24)	9% (14)
2010	129	15% (19)	41% (53)		84% (108)	67% (86)	60% (78)	45% (58)	16% (21)	
2011	119	23% (27)			86% (102)	72% (86)	67% (80)	39% (46)		
2012	141				87% (122)	68% (96)	59% (83)			
2013	143				76% (109)	69% (98)				
2014	150				82% (123)					

The Cohort includes only first-time full time degree-seeking freshmen. The definition of a first-time freshman is a student: (1) attending any postsecondary institution for the first time in the fall term; OR (2) enrolling in the fall term who attended any postsecondary institution for the first time in the prior summer term immediately following high school graduation; OR (3) entering with college credit earned before graduation from high school.

Section 3

Graduated/Still Enrolled by College and Department

This section shows graduation/retention rates by college and department. The rate includes students who remained in their original college/dept, as well as those who started in one college/dept and later changed to a different college/dept. Students are counted in their original college/dept.

AHSS
Business
Education
Engineering
General
Nursing
Science

Graduated/Still Enrolled by College and Department

AHSS

ART	Cohort	Students	Graduated in			Continued to					
			4 Years	5 Years	6 Years	Year 2	Year 3	Year 4	Year 5	Year 6	Year 7
	2000	5	0% (0)	0% (0)	20% (1)	40% (2)	60% (3)	40% (2)	20% (1)	20% (1)	20% (1)
	2001	6	0% (0)	33% (2)	33% (2)	83% (5)	83% (5)	50% (3)	67% (4)	33% (2)	33% (2)
	2002	9	11% (1)	22% (2)	44% (4)	56% (5)	44% (4)	44% (4)	33% (3)	22% (2)	0% (0)
	2003	7	0% (0)	29% (2)	57% (4)	71% (5)	57% (4)	71% (5)	57% (4)	29% (2)	0% (0)
	2004	5	20% (1)	80% (4)	80% (4)	100% (5)	80% (4)	80% (4)	60% (3)	0% (0)	0% (0)
	2005	7	29% (2)	43% (3)	43% (3)	86% (6)	71% (5)	57% (4)	29% (2)	14% (1)	14% (1)
	2006	9	22% (2)	33% (3)	44% (4)	78% (7)	67% (6)	67% (6)	44% (4)	22% (2)	11% (1)
	2007	10	20% (2)	30% (3)	60% (6)	90% (9)	50% (5)	70% (7)	40% (4)	30% (3)	0% (0)
	2008	10	40% (4)	40% (4)	60% (6)	80% (8)	70% (7)	60% (6)	30% (3)	30% (3)	10% (1)
	2009	13	15% (2)	38% (5)	46% (6)	77% (10)	69% (9)	62% (8)	54% (7)	31% (4)	15% (2)
	2010	8	0% (0)	13% (1)		88% (7)	50% (4)	38% (3)	25% (2)	13% (1)	
	2011	7	0% (0)			71% (5)	57% (4)	71% (5)	71% (5)		
	2012	3				100% (3)	100% (3)	100% (3)			
	2013	4				75% (3)	50% (2)				
	2014	5				80% (4)					

The Cohort includes only first-time full time degree-seeking freshmen. The definition of a first-time freshman is a student: (1) attending any postsecondary institution for the first time in the fall term; OR (2) enrolling in the fall term who attended any postsecondary institution for the first time in the prior summer term immediately following high school graduation; OR (3) entering with college credit earned before graduation from high school.

Graduated/Still Enrolled by College and Department

AHSS

CM	Cohort	Students	Graduated in			Continued to					
			4 Years	5 Years	6 Years	Year 2	Year 3	Year 4	Year 5	Year 6	Year 7
	2000	9	0% (0)	22% (2)	33% (3)	67% (6)	44% (4)	44% (4)	44% (4)	22% (2)	0% (0)
	2001	8	13% (1)	25% (2)	38% (3)	50% (4)	75% (6)	50% (4)	38% (3)	25% (2)	13% (1)
	2002	7	29% (2)	86% (6)	86% (6)	100% (7)	86% (6)	86% (6)	57% (4)	0% (0)	0% (0)
	2003	11	9% (1)	27% (3)	45% (5)	82% (9)	73% (8)	64% (7)	55% (6)	36% (4)	18% (2)
	2004	3	0% (0)	0% (0)	0% (0)	0% (0)	0% (0)	0% (0)	0% (0)	0% (0)	0% (0)
	2005	12	17% (2)	17% (2)	25% (3)	83% (10)	58% (7)	58% (7)	33% (4)	25% (3)	8% (1)
	2006	9	0% (0)	33% (3)	44% (4)	67% (6)	56% (5)	44% (4)	44% (4)	11% (1)	0% (0)
	2007	13	15% (2)	54% (7)	69% (9)	85% (11)	85% (11)	77% (10)	54% (7)	23% (3)	8% (1)
	2008	9	11% (1)	22% (2)	44% (4)	67% (6)	56% (5)	56% (5)	33% (3)	22% (2)	0% (0)
	2009	12	25% (3)	25% (3)	33% (4)	75% (9)	42% (5)	50% (6)	17% (2)	8% (1)	8% (1)
	2010	6	17% (1)	33% (2)		50% (3)	50% (3)	67% (4)	50% (3)	17% (1)	
	2011	6	17% (1)			67% (4)	67% (4)	67% (4)	33% (2)		
	2012	10				70% (7)	50% (5)	50% (5)			
	2013	6				67% (4)	50% (3)				
	2014	1				100% (1)					

The Cohort includes only first-time full time degree-seeking freshmen. The definition of a first-time freshman is a student: (1) attending any postsecondary institution for the first time in the fall term; OR (2) enrolling in the fall term who attended any postsecondary institution for the first time in the prior summer term immediately following high school graduation; OR (3) entering with college credit earned before graduation from high school.

Graduated/Still Enrolled by College and Department

AHSS

ED	Cohort	Students	Graduated in			Continued to					
			4 Years	5 Years	6 Years	Year 2	Year 3	Year 4	Year 5	Year 6	Year 7
	2000	18	6% (1)	22% (4)	28% (5)	56% (10)	56% (10)	50% (9)	33% (6)	11% (2)	6% (1)
	2001	14	14% (2)	43% (6)	57% (8)	79% (11)	57% (8)	57% (8)	36% (5)	14% (2)	0% (0)
	2002	19	11% (2)	42% (8)	58% (11)	79% (15)	68% (13)	58% (11)	47% (9)	11% (2)	0% (0)
	2003	19	0% (0)	11% (2)	32% (6)	74% (14)	47% (9)	47% (9)	47% (9)	32% (6)	11% (2)
	2004	16	6% (1)	44% (7)	63% (10)	75% (12)	69% (11)	63% (10)	50% (8)	19% (3)	0% (0)
	2005	16	6% (1)	38% (6)	50% (8)	88% (14)	81% (13)	69% (11)	44% (7)	19% (3)	0% (0)
	2006	29	21% (6)	45% (13)	45% (13)	69% (20)	59% (17)	55% (16)	28% (8)	0% (0)	7% (2)
	2007	18	0% (0)	28% (5)	44% (8)	61% (11)	44% (8)	56% (10)	61% (11)	33% (6)	17% (3)
	2008	18	0% (0)	11% (2)	22% (4)	56% (10)	33% (6)	22% (4)	28% (5)	17% (3)	6% (1)
	2009	16	13% (2)	38% (6)	38% (6)	63% (10)	50% (8)	38% (6)	25% (4)	0% (0)	0% (0)
	2010	13	8% (1)	46% (6)		69% (9)	54% (7)	54% (7)	46% (6)	8% (1)	
	2011	11	27% (3)			82% (9)	55% (6)	55% (6)	27% (3)		
	2012	16				88% (14)	56% (9)	56% (9)			
	2013	13				77% (10)	77% (10)				

The Cohort includes only first-time full time degree-seeking freshmen. The definition of a first-time freshman is a student: (1) attending any postsecondary institution for the first time in the fall term; OR (2) enrolling in the fall term who attended any postsecondary institution for the first time in the prior summer term immediately following high school graduation; OR (3) entering with college credit earned before graduation from high school.

Graduated/Still Enrolled by College and Department

AHSS

EH	Cohort	Students	Graduated in			Continued to					
			4 Years	5 Years	6 Years	Year 2	Year 3	Year 4	Year 5	Year 6	Year 7
	2000	1	0% (0)	0% (0)	0% (0)	100% (1)	0% (0)	0% (0)	0% (0)	0% (0)	0% (0)
	2001	2	0% (0)	0% (0)	0% (0)	50% (1)	50% (1)	50% (1)	50% (1)	0% (0)	0% (0)
	2002	6	50% (3)	50% (3)	50% (3)	50% (3)	83% (5)	67% (4)	33% (2)	33% (2)	17% (1)
	2003	13	23% (3)	54% (7)	54% (7)	85% (11)	69% (9)	62% (8)	38% (5)	15% (2)	8% (1)
	2004	8	13% (1)	38% (3)	50% (4)	100% (8)	63% (5)	75% (6)	63% (5)	38% (3)	13% (1)
	2005	4	0% (0)	50% (2)	50% (2)	75% (3)	75% (3)	50% (2)	50% (2)	0% (0)	0% (0)
	2006	10	10% (1)	20% (2)	20% (2)	80% (8)	50% (5)	40% (4)	20% (2)	20% (2)	10% (1)
	2007	11	9% (1)	18% (2)	45% (5)	64% (7)	55% (6)	45% (5)	36% (4)	18% (2)	0% (0)
	2008	5	20% (1)	40% (2)	40% (2)	80% (4)	100% (5)	60% (3)	20% (1)	0% (0)	0% (0)
	2009	7	14% (1)	57% (4)	57% (4)	86% (6)	57% (4)	57% (4)	57% (4)	0% (0)	0% (0)
	2010	5	20% (1)	60% (3)		60% (3)	60% (3)	60% (3)	40% (2)	0% (0)	
	2011	7	14% (1)			86% (6)	100% (7)	100% (7)	71% (5)		
	2012	2				50% (1)	50% (1)	50% (1)			
	2013	2				100% (2)	100% (2)				
	2014	7				86% (6)					

The Cohort includes only first-time full time degree-seeking freshmen. The definition of a first-time freshman is a student: (1) attending any postsecondary institution for the first time in the fall term; OR (2) enrolling in the fall term who attended any postsecondary institution for the first time in the prior summer term immediately following high school graduation; OR (3) entering with college credit earned before graduation from high school.

Graduated/Still Enrolled by College and Department

AHSS

FL	Cohort	Students	Graduated in			Continued to					
			4 Years	5 Years	6 Years	Year 2	Year 3	Year 4	Year 5	Year 6	Year 7
	2000	6	0% (0)	0% (0)	0% (0)	67% (4)	33% (2)	0% (0)	0% (0)	0% (0)	0% (0)
	2001	5	40% (2)	60% (3)	60% (3)	80% (4)	80% (4)	60% (3)	20% (1)	0% (0)	0% (0)
	2003	3	33% (1)	33% (1)	33% (1)	33% (1)	33% (1)	0% (0)	0% (0)	0% (0)	0% (0)
	2004	7	29% (2)	29% (2)	29% (2)	71% (5)	57% (4)	29% (2)	0% (0)	0% (0)	0% (0)
	2005	4	50% (2)	75% (3)	75% (3)	75% (3)	75% (3)	75% (3)	25% (1)	0% (0)	0% (0)
	2006	7	14% (1)	43% (3)	43% (3)	86% (6)	57% (4)	57% (4)	29% (2)	0% (0)	14% (1)
	2007	10	10% (1)	60% (6)	60% (6)	70% (7)	60% (6)	60% (6)	50% (5)	0% (0)	0% (0)
	2008	4	0% (0)	25% (1)	25% (1)	50% (2)	25% (1)	50% (2)	50% (2)	25% (1)	25% (1)
	2009	8	25% (2)	38% (3)	38% (3)	63% (5)	50% (4)	50% (4)	25% (2)	0% (0)	0% (0)
	2010	4	25% (1)	50% (2)		75% (3)	75% (3)	50% (2)	25% (1)	0% (0)	
	2011	4	25% (1)			100% (4)	100% (4)	100% (4)	75% (3)		
	2012	10				80% (8)	60% (6)	60% (6)			
	2013	4				75% (3)	75% (3)				
	2014	1				100% (1)					

The Cohort includes only first-time full time degree-seeking freshmen. The definition of a first-time freshman is a student: (1) attending any postsecondary institution for the first time in the fall term; OR (2) enrolling in the fall term who attended any postsecondary institution for the first time in the prior summer term immediately following high school graduation; OR (3) entering with college credit earned before graduation from high school.

Graduated/Still Enrolled by College and Department

AHSS

HY	Cohort	Students	Graduated in			Continued to					
			4 Years	5 Years	6 Years	Year 2	Year 3	Year 4	Year 5	Year 6	Year 7
	2000	3	0% (0)	0% (0)	0% (0)	100% (3)	67% (2)	67% (2)	67% (2)	33% (1)	33% (1)
	2001	5	20% (1)	60% (3)	60% (3)	100% (5)	100% (5)	80% (4)	60% (3)	20% (1)	20% (1)
	2002	2	0% (0)	50% (1)	50% (1)	50% (1)	50% (1)	50% (1)	50% (1)	0% (0)	0% (0)
	2003	5	0% (0)	40% (2)	40% (2)	60% (3)	60% (3)	60% (3)	60% (3)	20% (1)	0% (0)
	2004	3	33% (1)	67% (2)	67% (2)	67% (2)	67% (2)	67% (2)	33% (1)	0% (0)	0% (0)
	2005	7	43% (3)	71% (5)	71% (5)	71% (5)	71% (5)	57% (4)	29% (2)	0% (0)	0% (0)
	2006	7	29% (2)	29% (2)	29% (2)	57% (4)	29% (2)	29% (2)	0% (0)	0% (0)	0% (0)
	2007	8	25% (2)	50% (4)	50% (4)	75% (6)	75% (6)	63% (5)	38% (3)	13% (1)	13% (1)
	2008	8	0% (0)	0% (0)	13% (1)	75% (6)	63% (5)	38% (3)	38% (3)	25% (2)	13% (1)
	2009	5	0% (0)	60% (3)	60% (3)	80% (4)	80% (4)	80% (4)	100% (5)	40% (2)	40% (2)
	2010	6	0% (0)	0% (0)		50% (3)	17% (1)	17% (1)	17% (1)	0% (0)	
	2011	7	0% (0)			29% (2)	29% (2)	29% (2)	29% (2)		
	2012	2				100% (2)	100% (2)	100% (2)			
	2013	2				100% (2)	100% (2)				
	2014	4				75% (3)					

The Cohort includes only first-time full time degree-seeking freshmen. The definition of a first-time freshman is a student: (1) attending any postsecondary institution for the first time in the fall term; OR (2) enrolling in the fall term who attended any postsecondary institution for the first time in the prior summer term immediately following high school graduation; OR (3) entering with college credit earned before graduation from high school.

Graduated/Still Enrolled by College and Department

AHSS

MU	Cohort	Students	Graduated in			Continued to					
			4 Years	5 Years	6 Years	Year 2	Year 3	Year 4	Year 5	Year 6	Year 7
	2000	5	0% (0)	20% (1)	20% (1)	20% (1)	20% (1)	20% (1)	20% (1)	0% (0)	0% (0)
	2001	5	0% (0)	0% (0)	0% (0)	60% (3)	40% (2)	80% (4)	40% (2)	40% (2)	20% (1)
	2002	5	0% (0)	20% (1)	20% (1)	80% (4)	40% (2)	40% (2)	20% (1)	0% (0)	0% (0)
	2003	7	14% (1)	57% (4)	57% (4)	86% (6)	86% (6)	86% (6)	71% (5)	14% (1)	14% (1)
	2004	3	0% (0)	67% (2)	67% (2)	67% (2)	67% (2)	67% (2)	67% (2)	0% (0)	0% (0)
	2005	7	0% (0)	29% (2)	29% (2)	100% (7)	71% (5)	71% (5)	57% (4)	29% (2)	29% (2)
	2006	9	22% (2)	44% (4)	56% (5)	89% (8)	89% (8)	89% (8)	56% (5)	33% (3)	11% (1)
	2007	11	18% (2)	18% (2)	45% (5)	91% (10)	64% (7)	64% (7)	45% (5)	45% (5)	18% (2)
	2008	7	0% (0)	0% (0)	0% (0)	57% (4)	29% (2)	29% (2)	14% (1)	14% (1)	14% (1)
	2009	8	13% (1)	13% (1)	13% (1)	50% (4)	38% (3)	25% (2)	13% (1)	13% (1)	13% (1)
	2011	6	33% (2)			83% (5)	67% (4)	67% (4)	33% (2)		
	2012	5				60% (3)	60% (3)	40% (2)			
	2013	5				80% (4)	60% (3)				
	2014	10				50% (5)					

PHL	Cohort	Students	Graduated in			Continued to					
			4 Years	5 Years	6 Years	Year 2	Year 3	Year 4	Year 5	Year 6	Year 7
	2004	5	0% (0)	0% (0)	0% (0)	60% (3)	40% (2)	40% (2)	40% (2)	40% (2)	20% (1)
	2005	1	0% (0)	100% (1)	100% (1)	100% (1)	100% (1)	100% (1)	100% (1)	0% (0)	0% (0)
	2006	1	0% (0)	0% (0)	0% (0)	100% (1)	0% (0)	0% (0)	0% (0)	0% (0)	0% (0)
	2007	1	0% (0)	0% (0)	0% (0)	0% (0)	0% (0)	0% (0)	0% (0)	0% (0)	0% (0)
	2013	2				50% (1)	100% (2)				

The Cohort includes only first-time full time degree-seeking freshmen. The definition of a first-time freshman is a student: (1) attending any postsecondary institution for the first time in the fall term; OR (2) enrolling in the fall term who attended any postsecondary institution for the first time in the prior summer term immediately following high school graduation; OR (3) entering with college credit earned before graduation from high school.

Graduated/Still Enrolled by College and Department

AHSS

PSC	Cohort	Students	Graduated in			Continued to					
			4 Years	5 Years	6 Years	Year 2	Year 3	Year 4	Year 5	Year 6	Year 7
	2000	8	0% (0)	13% (1)	13% (1)	63% (5)	25% (2)	25% (2)	25% (2)	13% (1)	13% (1)
	2001	12	8% (1)	17% (2)	17% (2)	75% (9)	58% (7)	50% (6)	33% (4)	17% (2)	17% (2)
	2002	13	15% (2)	31% (4)	31% (4)	69% (9)	54% (7)	46% (6)	31% (4)	8% (1)	23% (3)
	2003	12	25% (3)	25% (3)	25% (3)	67% (8)	33% (4)	25% (3)	0% (0)	0% (0)	0% (0)
	2004	12	17% (2)	25% (3)	42% (5)	75% (9)	67% (8)	75% (9)	42% (5)	25% (3)	8% (1)
	2005	8	0% (0)	25% (2)	25% (2)	63% (5)	25% (2)	38% (3)	38% (3)	13% (1)	13% (1)
	2006	9	22% (2)	22% (2)	33% (3)	44% (4)	67% (6)	44% (4)	22% (2)	11% (1)	11% (1)
	2007	10	20% (2)	30% (3)	40% (4)	50% (5)	60% (6)	50% (5)	20% (2)	10% (1)	0% (0)
	2008	15	0% (0)	33% (5)	40% (6)	67% (10)	53% (8)	47% (7)	47% (7)	13% (2)	7% (1)
	2009	5	0% (0)	80% (4)	80% (4)	100% (5)	100% (5)	100% (5)	100% (5)	0% (0)	20% (1)
	2010	6	0% (0)	17% (1)		83% (5)	83% (5)	50% (3)	50% (3)	17% (1)	
	2011	4	50% (2)			75% (3)	50% (2)	25% (1)	0% (0)		
	2012	2				100% (2)	50% (1)	50% (1)			
	2013	8				75% (6)	75% (6)				
	2014	3				100% (3)					

The Cohort includes only first-time full time degree-seeking freshmen. The definition of a first-time freshman is a student: (1) attending any postsecondary institution for the first time in the fall term; OR (2) enrolling in the fall term who attended any postsecondary institution for the first time in the prior summer term immediately following high school graduation; OR (3) entering with college credit earned before graduation from high school.

Graduated/Still Enrolled by College and Department

AHSS

PY	Cohort	Students	Graduated in			Continued to					
			4 Years	5 Years	6 Years	Year 2	Year 3	Year 4	Year 5	Year 6	Year 7
	2000	16	38% (6)	44% (7)	50% (8)	94% (15)	81% (13)	63% (10)	19% (3)	13% (2)	0% (0)
	2001	18	28% (5)	61% (11)	67% (12)	89% (16)	78% (14)	78% (14)	44% (8)	11% (2)	0% (0)
	2002	17	35% (6)	35% (6)	41% (7)	65% (11)	53% (9)	53% (9)	18% (3)	12% (2)	0% (0)
	2003	24	4% (1)	29% (7)	38% (9)	75% (18)	58% (14)	58% (14)	50% (12)	21% (5)	17% (4)
	2004	22	9% (2)	45% (10)	45% (10)	82% (18)	64% (14)	64% (14)	41% (9)	9% (2)	14% (3)
	2005	20	5% (1)	15% (3)	40% (8)	70% (14)	65% (13)	55% (11)	45% (9)	35% (7)	5% (1)
	2006	16	13% (2)	25% (4)	38% (6)	81% (13)	63% (10)	50% (8)	38% (6)	19% (3)	6% (1)
	2007	20	15% (3)	30% (6)	35% (7)	70% (14)	65% (13)	55% (11)	30% (6)	5% (1)	5% (1)
	2008	14	14% (2)	29% (4)	29% (4)	79% (11)	64% (9)	57% (8)	43% (6)	14% (2)	0% (0)
	2009	16	19% (3)	44% (7)	44% (7)	75% (12)	38% (6)	44% (7)	31% (5)	13% (2)	19% (3)
	2010	14	21% (3)	50% (7)		79% (11)	71% (10)	71% (10)	43% (6)	14% (2)	
	2011	20	20% (4)			70% (14)	55% (11)	35% (7)	15% (3)		
	2012	12				92% (11)	67% (8)	67% (8)			
	2013	15				67% (10)	47% (7)				
	2014	23				87% (20)					

The Cohort includes only first-time full time degree-seeking freshmen. The definition of a first-time freshman is a student: (1) attending any postsecondary institution for the first time in the fall term; OR (2) enrolling in the fall term who attended any postsecondary institution for the first time in the prior summer term immediately following high school graduation; OR (3) entering with college credit earned before graduation from high school.

Graduated/Still Enrolled by College and Department

AHSS

SOC	Cohort	Students	Graduated in			Continued to					
			4 Years	5 Years	6 Years	Year 2	Year 3	Year 4	Year 5	Year 6	Year 7
	2000	1	100% (1)	100% (1)	100% (1)	100% (1)	100% (1)	100% (1)	0% (0)	0% (0)	0% (0)
	2003	1	0% (0)	0% (0)	0% (0)	0% (0)	0% (0)	0% (0)	0% (0)	0% (0)	0% (0)
	2004	1	0% (0)	0% (0)	0% (0)	0% (0)	0% (0)	0% (0)	0% (0)	0% (0)	100% (1)
	2005	1	0% (0)	0% (0)	0% (0)	100% (1)	0% (0)	100% (1)	0% (0)	0% (0)	0% (0)
	2007	5	20% (1)	60% (3)	60% (3)	100% (5)	60% (3)	60% (3)	40% (2)	0% (0)	0% (0)
	2008	2	0% (0)	0% (0)	0% (0)	50% (1)	0% (0)	0% (0)	0% (0)	0% (0)	0% (0)
	2010	4	0% (0)	25% (1)		75% (3)	50% (2)	50% (2)	25% (1)	0% (0)	
	2011	1	0% (0)			100% (1)	100% (1)	100% (1)	100% (1)		
	2012	4				50% (2)	50% (2)	50% (2)			
	2013	1				100% (1)	100% (1)				
	2014	2				50% (1)					

The Cohort includes only first-time full time degree-seeking freshmen. The definition of a first-time freshman is a student: (1) attending any postsecondary institution for the first time in the fall term; OR (2) enrolling in the fall term who attended any postsecondary institution for the first time in the prior summer term immediately following high school graduation; OR (3) entering with college credit earned before graduation from high school.

Graduated/Still Enrolled by College and Department

AHSS

UND	Cohort	Students	Graduated in			Continued to					
			4 Years	5 Years	6 Years	Year 2	Year 3	Year 4	Year 5	Year 6	Year 7
	2000	41	7% (3)	24% (10)	34% (14)	66% (27)	39% (16)	39% (16)	27% (11)	12% (5)	7% (3)
	2001	14	7% (1)	21% (3)	29% (4)	71% (10)	57% (8)	36% (5)	29% (4)	14% (2)	7% (1)
	2002	20	10% (2)	45% (9)	50% (10)	75% (15)	70% (14)	60% (12)	45% (9)	5% (1)	10% (2)
	2003	22	32% (7)	45% (10)	64% (14)	77% (17)	73% (16)	73% (16)	36% (8)	18% (4)	5% (1)
	2004	8	13% (1)	25% (2)	25% (2)	50% (4)	38% (3)	25% (2)	13% (1)	13% (1)	13% (1)
	2005	18	11% (2)	39% (7)	50% (9)	61% (11)	50% (9)	56% (10)	44% (8)	17% (3)	6% (1)
	2006	18	11% (2)	44% (8)	61% (11)	78% (14)	78% (14)	72% (13)	50% (9)	22% (4)	6% (1)
	2007	14	21% (3)	36% (5)	43% (6)	57% (8)	50% (7)	43% (6)	29% (4)	21% (3)	14% (2)
	2008	15	13% (2)	33% (5)	33% (5)	53% (8)	40% (6)	40% (6)	20% (3)	0% (0)	0% (0)
	2009	12	25% (3)	42% (5)	58% (7)	67% (8)	58% (7)	58% (7)	33% (4)	17% (2)	0% (0)
	2010	3	0% (0)	0% (0)		33% (1)	0% (0)	0% (0)	0% (0)	0% (0)	
	2011	5	0% (0)			80% (4)	40% (2)	40% (2)	40% (2)		
	2012	4				100% (4)	100% (4)	100% (4)			
	2013	58				71% (41)	60% (35)				
	2014	60				73% (44)					

The Cohort includes only first-time full time degree-seeking freshmen. The definition of a first-time freshman is a student: (1) attending any postsecondary institution for the first time in the fall term; OR (2) enrolling in the fall term who attended any postsecondary institution for the first time in the prior summer term immediately following high school graduation; OR (3) entering with college credit earned before graduation from high school.

Graduated/Still Enrolled by College and Department

Business

ACC	Cohort	Students	Graduated in			Continued to					
			4 Years	5 Years	6 Years	Year 2	Year 3	Year 4	Year 5	Year 6	Year 7
	2000	16	31% (5)	63% (10)	63% (10)	75% (12)	75% (12)	69% (11)	31% (5)	0% (0)	0% (0)
	2001	13	38% (5)	54% (7)	54% (7)	69% (9)	62% (8)	62% (8)	23% (3)	8% (1)	8% (1)
	2002	11	36% (4)	55% (6)	55% (6)	73% (8)	73% (8)	73% (8)	27% (3)	0% (0)	9% (1)
	2003	8	38% (3)	50% (4)	50% (4)	75% (6)	63% (5)	50% (4)	13% (1)	0% (0)	0% (0)
	2004	16	31% (5)	44% (7)	44% (7)	69% (11)	63% (10)	44% (7)	13% (2)	6% (1)	6% (1)
	2005	19	32% (6)	58% (11)	58% (11)	84% (16)	63% (12)	68% (13)	32% (6)	11% (2)	5% (1)
	2006	16	19% (3)	69% (11)	75% (12)	88% (14)	88% (14)	81% (13)	63% (10)	6% (1)	6% (1)
	2007	14	43% (6)	79% (11)	79% (11)	100% (14)	93% (13)	86% (12)	36% (5)	0% (0)	0% (0)
	2008	16	19% (3)	56% (9)	56% (9)	75% (12)	63% (10)	56% (9)	38% (6)	0% (0)	0% (0)
	2009	9	22% (2)	56% (5)	56% (5)	89% (8)	89% (8)	67% (6)	56% (5)	11% (1)	11% (1)
	2010	13	31% (4)	69% (9)		77% (10)	69% (9)	62% (8)	38% (5)	0% (0)	
	2011	19	47% (9)			79% (15)	84% (16)	79% (15)	26% (5)		
	2012	7				71% (5)	71% (5)	57% (4)			
	2013	12				67% (8)	67% (8)				
	2014	12				83% (10)					

ECA	Cohort	Students	Graduated in			Continued to					
			4 Years	5 Years	6 Years	Year 2	Year 3	Year 4	Year 5	Year 6	Year 7
	2014	4				100% (4)					

The Cohort includes only first-time full time degree-seeking freshmen. The definition of a first-time freshman is a student: (1) attending any postsecondary institution for the first time in the fall term; OR (2) enrolling in the fall term who attended any postsecondary institution for the first time in the prior summer term immediately following high school graduation; OR (3) entering with college credit earned before graduation from high school.

Graduated/Still Enrolled by College and Department

Business

FIN	Cohort	Students	Graduated in			Continued to					
			4 Years	5 Years	6 Years	Year 2	Year 3	Year 4	Year 5	Year 6	Year 7
	2000	3	33% (1)	33% (1)	33% (1)	67% (2)	100% (3)	67% (2)	33% (1)	33% (1)	0% (0)
	2001	3	0% (0)	0% (0)	0% (0)	67% (2)	0% (0)	0% (0)	0% (0)	0% (0)	0% (0)
	2002	8	38% (3)	63% (5)	63% (5)	75% (6)	75% (6)	75% (6)	38% (3)	0% (0)	0% (0)
	2003	5	20% (1)	40% (2)	40% (2)	100% (5)	100% (5)	60% (3)	20% (1)	0% (0)	0% (0)
	2004	4	0% (0)	50% (2)	50% (2)	100% (4)	75% (3)	75% (3)	50% (2)	0% (0)	0% (0)
	2005	4	25% (1)	50% (2)	50% (2)	100% (4)	75% (3)	75% (3)	50% (2)	25% (1)	0% (0)
	2006	6	67% (4)	83% (5)	83% (5)	100% (6)	100% (6)	83% (5)	17% (1)	0% (0)	0% (0)
	2007	12	42% (5)	50% (6)	50% (6)	83% (10)	83% (10)	67% (8)	25% (3)	17% (2)	8% (1)
	2008	4	75% (3)	100% (4)	100% (4)	100% (4)	100% (4)	100% (4)	25% (1)	0% (0)	0% (0)
	2009	9	33% (3)	56% (5)	56% (5)	78% (7)	67% (6)	67% (6)	33% (3)	0% (0)	0% (0)
	2010	4	0% (0)	25% (1)		25% (1)	25% (1)	25% (1)	25% (1)	0% (0)	
	2011	3	33% (1)			67% (2)	67% (2)	67% (2)	33% (1)		
	2012	3				67% (2)	33% (1)	0% (0)			
	2013	4				100% (4)	75% (3)				
	2014	6				50% (3)					

The Cohort includes only first-time full time degree-seeking freshmen. The definition of a first-time freshman is a student: (1) attending any postsecondary institution for the first time in the fall term; OR (2) enrolling in the fall term who attended any postsecondary institution for the first time in the prior summer term immediately following high school graduation; OR (3) entering with college credit earned before graduation from high school.

Graduated/Still Enrolled by College and Department

Business

IS	Cohort	Students	Graduated in			Continued to					
			4 Years	5 Years	6 Years	Year 2	Year 3	Year 4	Year 5	Year 6	Year 7
	2000	10	10% (1)	30% (3)	40% (4)	50% (5)	60% (6)	50% (5)	40% (4)	20% (2)	10% (1)
	2001	8	38% (3)	50% (4)	63% (5)	75% (6)	75% (6)	75% (6)	25% (2)	13% (1)	0% (0)
	2002	11	27% (3)	64% (7)	64% (7)	82% (9)	73% (8)	73% (8)	36% (4)	0% (0)	0% (0)
	2003	5	60% (3)	80% (4)	80% (4)	100% (5)	80% (4)	80% (4)	20% (1)	0% (0)	0% (0)
	2004	6	33% (2)	50% (3)	67% (4)	100% (6)	83% (5)	83% (5)	50% (3)	17% (1)	17% (1)
	2005	7	0% (0)	29% (2)	29% (2)	86% (6)	43% (3)	43% (3)	43% (3)	0% (0)	0% (0)
	2006	8	25% (2)	50% (4)	50% (4)	88% (7)	75% (6)	63% (5)	38% (3)	0% (0)	0% (0)
	2007	7	14% (1)	43% (3)	43% (3)	100% (7)	43% (3)	43% (3)	29% (2)	0% (0)	0% (0)
	2008	9	22% (2)	33% (3)	44% (4)	78% (7)	67% (6)	33% (3)	33% (3)	11% (1)	0% (0)
	2009	5	40% (2)	40% (2)	60% (3)	80% (4)	80% (4)	60% (3)	20% (1)	20% (1)	0% (0)
	2010	4	25% (1)	50% (2)		75% (3)	75% (3)	75% (3)	25% (1)	0% (0)	
	2011	1	0% (0)			100% (1)	0% (0)	0% (0)	0% (0)		
	2012	8				75% (6)	63% (5)	63% (5)			
	2013	7				100% (7)	86% (6)				
	2014	5				40% (2)					

The Cohort includes only first-time full time degree-seeking freshmen. The definition of a first-time freshman is a student: (1) attending any postsecondary institution for the first time in the fall term; OR (2) enrolling in the fall term who attended any postsecondary institution for the first time in the prior summer term immediately following high school graduation; OR (3) entering with college credit earned before graduation from high school.

Graduated/Still Enrolled by College and Department

Business

MGT	Cohort	Students	Graduated in			Continued to					
			4 Years	5 Years	6 Years	Year 2	Year 3	Year 4	Year 5	Year 6	Year 7
	2000	13	15% (2)	46% (6)	46% (6)	62% (8)	54% (7)	54% (7)	38% (5)	8% (1)	0% (0)
	2001	13	8% (1)	23% (3)	23% (3)	54% (7)	38% (5)	23% (3)	23% (3)	0% (0)	0% (0)
	2002	10	30% (3)	40% (4)	40% (4)	60% (6)	60% (6)	50% (5)	30% (3)	20% (2)	10% (1)
	2003	20	40% (8)	60% (12)	60% (12)	65% (13)	70% (14)	65% (13)	25% (5)	0% (0)	0% (0)
	2004	28	18% (5)	32% (9)	36% (10)	64% (18)	50% (14)	43% (12)	25% (7)	4% (1)	0% (0)
	2005	29	17% (5)	38% (11)	41% (12)	69% (20)	55% (16)	45% (13)	28% (8)	7% (2)	0% (0)
	2006	25	32% (8)	40% (10)	44% (11)	80% (20)	76% (19)	64% (16)	28% (7)	20% (5)	12% (3)
	2007	33	21% (7)	36% (12)	36% (12)	70% (23)	52% (17)	42% (14)	27% (9)	9% (3)	6% (2)
	2008	39	10% (4)	41% (16)	46% (18)	69% (27)	56% (22)	49% (19)	41% (16)	8% (3)	0% (0)
	2009	33	24% (8)	45% (15)	58% (19)	73% (24)	61% (20)	61% (20)	36% (12)	15% (5)	3% (1)
	2010	11	9% (1)	18% (2)		55% (6)	27% (3)	18% (2)	9% (1)	0% (0)	
	2011	25	24% (6)			60% (15)	44% (11)	40% (10)	12% (3)		
	2012	28				68% (19)	54% (15)	46% (13)			
	2013	31				71% (22)	68% (21)				
	2014	26				96% (25)					

The Cohort includes only first-time full time degree-seeking freshmen. The definition of a first-time freshman is a student: (1) attending any postsecondary institution for the first time in the fall term; OR (2) enrolling in the fall term who attended any postsecondary institution for the first time in the prior summer term immediately following high school graduation; OR (3) entering with college credit earned before graduation from high school.

Graduated/Still Enrolled by College and Department

Business

MKT	Cohort	Students	Graduated in			Continued to					
			4 Years	5 Years	6 Years	Year 2	Year 3	Year 4	Year 5	Year 6	Year 7
	2000	3	33% (1)	33% (1)	33% (1)	67% (2)	33% (1)	33% (1)	0% (0)	0% (0)	0% (0)
	2001	8	38% (3)	38% (3)	50% (4)	63% (5)	50% (4)	63% (5)	13% (1)	13% (1)	0% (0)
	2002	13	31% (4)	38% (5)	38% (5)	62% (8)	54% (7)	46% (6)	8% (1)	0% (0)	0% (0)
	2003	11	27% (3)	45% (5)	45% (5)	91% (10)	64% (7)	55% (6)	36% (4)	18% (2)	9% (1)
	2004	12	33% (4)	42% (5)	42% (5)	83% (10)	67% (8)	50% (6)	25% (3)	8% (1)	8% (1)
	2005	8	13% (1)	50% (4)	50% (4)	63% (5)	63% (5)	63% (5)	50% (4)	0% (0)	0% (0)
	2006	14	14% (2)	43% (6)	57% (8)	64% (9)	64% (9)	64% (9)	57% (8)	29% (4)	7% (1)
	2007	13	8% (1)	31% (4)	31% (4)	69% (9)	38% (5)	38% (5)	31% (4)	15% (2)	15% (2)
	2008	11	18% (2)	45% (5)	45% (5)	73% (8)	73% (8)	55% (6)	45% (5)	18% (2)	9% (1)
	2009	12	17% (2)	33% (4)	42% (5)	83% (10)	50% (6)	58% (7)	25% (3)	8% (1)	0% (0)
	2010	1	0% (0)	0% (0)		100% (1)	0% (0)	0% (0)	0% (0)	0% (0)	
	2011	6	33% (2)			100% (6)	67% (4)	33% (2)	17% (1)		
	2012	9				67% (6)	33% (3)	33% (3)			
	2013	6				83% (5)	83% (5)				
	2014	6				100% (6)					

The Cohort includes only first-time full time degree-seeking freshmen. The definition of a first-time freshman is a student: (1) attending any postsecondary institution for the first time in the fall term; OR (2) enrolling in the fall term who attended any postsecondary institution for the first time in the prior summer term immediately following high school graduation; OR (3) entering with college credit earned before graduation from high school.

Graduated/Still Enrolled by College and Department

Business

UND	Cohort	Students	Graduated in			Continued to					
			4 Years	5 Years	6 Years	Year 2	Year 3	Year 4	Year 5	Year 6	Year 7
	2000	14	21% (3)	43% (6)	50% (7)	79% (11)	71% (10)	71% (10)	36% (5)	7% (1)	0% (0)
	2001	24	21% (5)	46% (11)	54% (13)	63% (15)	54% (13)	50% (12)	33% (8)	8% (2)	0% (0)
	2002	19	21% (4)	37% (7)	37% (7)	63% (12)	58% (11)	53% (10)	32% (6)	5% (1)	5% (1)
	2003	18	33% (6)	50% (9)	61% (11)	89% (16)	78% (14)	78% (14)	39% (7)	11% (2)	0% (0)
	2004	9	11% (1)	33% (3)	33% (3)	56% (5)	44% (4)	33% (3)	22% (2)	0% (0)	0% (0)
	2005	20	20% (4)	30% (6)	45% (9)	65% (13)	50% (10)	40% (8)	25% (5)	15% (3)	0% (0)
	2006	17	12% (2)	29% (5)	53% (9)	71% (12)	71% (12)	65% (11)	47% (8)	35% (6)	12% (2)
	2007	10	10% (1)	20% (2)	20% (2)	70% (7)	50% (5)	40% (4)	30% (3)	10% (1)	10% (1)
	2008	21	5% (1)	29% (6)	29% (6)	71% (15)	57% (12)	48% (10)	43% (9)	10% (2)	10% (2)
	2009	11	0% (0)	18% (2)	18% (2)	55% (6)	27% (3)	18% (2)	18% (2)	0% (0)	0% (0)
	2010	12	25% (3)	33% (4)		83% (10)	67% (8)	50% (6)	25% (3)	8% (1)	
	2011	3	67% (2)			67% (2)	100% (3)	100% (3)	33% (1)		
	2012	4				50% (2)	25% (1)	25% (1)			
	2014	5				80% (4)					

The Cohort includes only first-time full time degree-seeking freshmen. The definition of a first-time freshman is a student: (1) attending any postsecondary institution for the first time in the fall term; OR (2) enrolling in the fall term who attended any postsecondary institution for the first time in the prior summer term immediately following high school graduation; OR (3) entering with college credit earned before graduation from high school.

Graduated/Still Enrolled by College and Department

Education

ED	Cohort	Students	Graduated in			Continued to						
			4 Years	5 Years	6 Years	Year 2	Year 3	Year 4	Year 5	Year 6	Year 7	
	2014	3				100% (3)						

The Cohort includes only first-time full time degree-seeking freshmen. The definition of a first-time freshman is a student: (1) attending any postsecondary institution for the first time in the fall term; OR (2) enrolling in the fall term who attended any postsecondary institution for the first time in the prior summer term immediately following high school graduation; OR (3) entering with college credit earned before graduation from high school.

Graduated/Still Enrolled by College and Department

Engineering

CE	Cohort	Students	Graduated in			Continued to					
			4 Years	5 Years	6 Years	Year 2	Year 3	Year 4	Year 5	Year 6	Year 7
	2000	11	27% (3)	45% (5)	45% (5)	64% (7)	55% (6)	45% (5)	9% (1)	0% (0)	0% (0)
	2001	14	0% (0)	21% (3)	21% (3)	71% (10)	29% (4)	21% (3)	21% (3)	0% (0)	0% (0)
	2002	12	17% (2)	42% (5)	42% (5)	83% (10)	75% (9)	67% (8)	42% (5)	8% (1)	8% (1)
	2003	12	0% (0)	17% (2)	33% (4)	67% (8)	67% (8)	50% (6)	33% (4)	17% (2)	8% (1)
	2004	12	8% (1)	42% (5)	67% (8)	83% (10)	83% (10)	83% (10)	67% (8)	17% (2)	8% (1)
	2005	20	20% (4)	55% (11)	60% (12)	95% (19)	80% (16)	80% (16)	65% (13)	25% (5)	15% (3)
	2006	23	9% (2)	48% (11)	57% (13)	87% (20)	78% (18)	83% (19)	65% (15)	9% (2)	4% (1)
	2007	11	9% (1)	64% (7)	73% (8)	82% (9)	82% (9)	82% (9)	64% (7)	9% (1)	0% (0)
	2008	16	19% (3)	56% (9)	63% (10)	88% (14)	81% (13)	81% (13)	75% (12)	31% (5)	19% (3)
	2009	25	20% (5)	44% (11)	56% (14)	64% (16)	64% (16)	60% (15)	40% (10)	16% (4)	4% (1)
	2010	13	15% (2)	38% (5)		85% (11)	77% (10)	69% (9)	62% (8)	46% (6)	
	2011	19	21% (4)			79% (15)	58% (11)	63% (12)	42% (8)		
	2012	18				94% (17)	89% (16)	67% (12)			
	2013	15				87% (13)	73% (11)				
	2014	15				80% (12)					

The Cohort includes only first-time full time degree-seeking freshmen. The definition of a first-time freshman is a student: (1) attending any postsecondary institution for the first time in the fall term; OR (2) enrolling in the fall term who attended any postsecondary institution for the first time in the prior summer term immediately following high school graduation; OR (3) entering with college credit earned before graduation from high school.

Graduated/Still Enrolled by College and Department

Engineering

CHE	Cohort	Students	Graduated in			Continued to					
			4 Years	5 Years	6 Years	Year 2	Year 3	Year 4	Year 5	Year 6	Year 7
	2000	20	20% (4)	55% (11)	60% (12)	95% (19)	80% (16)	75% (15)	55% (11)	10% (2)	5% (1)
	2001	14	14% (2)	43% (6)	50% (7)	93% (13)	79% (11)	71% (10)	36% (5)	14% (2)	21% (3)
	2002	11	18% (2)	73% (8)	82% (9)	91% (10)	82% (9)	82% (9)	64% (7)	9% (1)	0% (0)
	2003	25	32% (8)	52% (13)	68% (17)	88% (22)	76% (19)	76% (19)	44% (11)	20% (5)	0% (0)
	2004	14	14% (2)	36% (5)	64% (9)	93% (13)	79% (11)	71% (10)	57% (8)	36% (5)	7% (1)
	2005	15	0% (0)	27% (4)	33% (5)	73% (11)	47% (7)	53% (8)	47% (7)	13% (2)	13% (2)
	2006	18	17% (3)	39% (7)	39% (7)	72% (13)	61% (11)	50% (9)	33% (6)	6% (1)	6% (1)
	2007	18	39% (7)	56% (10)	78% (14)	83% (15)	83% (15)	78% (14)	39% (7)	22% (4)	0% (0)
	2008	13	23% (3)	69% (9)	69% (9)	69% (9)	69% (9)	69% (9)	54% (7)	8% (1)	8% (1)
	2009	18	28% (5)	44% (8)	61% (11)	78% (14)	67% (12)	67% (12)	33% (6)	17% (3)	0% (0)
	2010	22	32% (7)	64% (14)		100% (22)	82% (18)	82% (18)	45% (10)	14% (3)	
	2011	24	29% (7)			88% (21)	79% (19)	71% (17)	42% (10)		
	2012	19				79% (15)	79% (15)	74% (14)			
	2013	21				81% (17)	67% (14)				
	2014	40				80% (32)					

The Cohort includes only first-time full time degree-seeking freshmen. The definition of a first-time freshman is a student: (1) attending any postsecondary institution for the first time in the fall term; OR (2) enrolling in the fall term who attended any postsecondary institution for the first time in the prior summer term immediately following high school graduation; OR (3) entering with college credit earned before graduation from high school.

Graduated/Still Enrolled by College and Department

Engineering

ECE	Cohort	Students	Graduated in			Continued to					
			4 Years	5 Years	6 Years	Year 2	Year 3	Year 4	Year 5	Year 6	Year 7
	2000	68	10% (7)	34% (23)	47% (32)	76% (52)	69% (47)	63% (43)	50% (34)	28% (19)	13% (9)
	2001	82	10% (8)	37% (30)	46% (38)	80% (66)	72% (59)	61% (50)	51% (42)	23% (19)	11% (9)
	2002	83	14% (12)	34% (28)	46% (38)	78% (65)	65% (54)	64% (53)	43% (36)	22% (18)	10% (8)
	2003	87	11% (10)	39% (34)	49% (43)	80% (70)	74% (64)	71% (62)	55% (48)	24% (21)	16% (14)
	2004	58	5% (3)	33% (19)	47% (27)	78% (45)	60% (35)	59% (34)	55% (32)	28% (16)	9% (5)
	2005	62	8% (5)	26% (16)	34% (21)	79% (49)	61% (38)	52% (32)	45% (28)	26% (16)	19% (12)
	2006	71	15% (11)	39% (28)	54% (38)	79% (56)	76% (54)	70% (50)	51% (36)	25% (18)	11% (8)
	2007	56	7% (4)	23% (13)	41% (23)	84% (47)	75% (42)	71% (40)	59% (33)	36% (20)	13% (7)
	2008	63	8% (5)	30% (19)	41% (26)	76% (48)	65% (41)	57% (36)	44% (28)	22% (14)	11% (7)
	2009	66	8% (5)	30% (20)	53% (35)	80% (53)	65% (43)	65% (43)	52% (34)	26% (17)	3% (2)
	2010	63	10% (6)	38% (24)		83% (52)	60% (38)	63% (40)	48% (30)	17% (11)	
	2011	80	20% (16)			86% (69)	75% (60)	73% (58)	50% (40)		
	2012	49				80% (39)	59% (29)	61% (30)			
	2013	69				83% (57)	74% (51)				
	2014	65				74% (48)					

The Cohort includes only first-time full time degree-seeking freshmen. The definition of a first-time freshman is a student: (1) attending any postsecondary institution for the first time in the fall term; OR (2) enrolling in the fall term who attended any postsecondary institution for the first time in the prior summer term immediately following high school graduation; OR (3) entering with college credit earned before graduation from high school.

Graduated/Still Enrolled by College and Department

Engineering

ISE	Cohort	Students	Graduated in			Continued to					
			4 Years	5 Years	6 Years	Year 2	Year 3	Year 4	Year 5	Year 6	Year 7
	2000	1	100% (1)	100% (1)	100% (1)	100% (1)	100% (1)	100% (1)	0% (0)	0% (0)	0% (0)
	2001	4	0% (0)	0% (0)	25% (1)	75% (3)	50% (2)	50% (2)	50% (2)	50% (2)	25% (1)
	2002	4	0% (0)	50% (2)	50% (2)	50% (2)	50% (2)	50% (2)	50% (2)	0% (0)	0% (0)
	2003	7	29% (2)	57% (4)	71% (5)	86% (6)	86% (6)	86% (6)	57% (4)	29% (2)	14% (1)
	2004	4	75% (3)	75% (3)	75% (3)	75% (3)	75% (3)	75% (3)	25% (1)	25% (1)	0% (0)
	2005	3	33% (1)	33% (1)	33% (1)	67% (2)	33% (1)	33% (1)	0% (0)	0% (0)	0% (0)
	2006	3	33% (1)	67% (2)	67% (2)	67% (2)	67% (2)	67% (2)	33% (1)	0% (0)	0% (0)
	2007	4	25% (1)	50% (2)	50% (2)	50% (2)	50% (2)	50% (2)	25% (1)	0% (0)	0% (0)
	2008	6	0% (0)	50% (3)	67% (4)	83% (5)	100% (6)	83% (5)	67% (4)	17% (1)	0% (0)
	2009	4	0% (0)	25% (1)	75% (3)	100% (4)	100% (4)	100% (4)	100% (4)	50% (2)	0% (0)
	2010	6	50% (3)	67% (4)		100% (6)	83% (5)	83% (5)	33% (2)	17% (1)	
	2011	9	11% (1)			89% (8)	89% (8)	89% (8)	67% (6)		
	2012	6				83% (5)	67% (4)	50% (3)			
	2013	4				75% (3)	100% (4)				
	2014	8				88% (7)					

The Cohort includes only first-time full time degree-seeking freshmen. The definition of a first-time freshman is a student: (1) attending any postsecondary institution for the first time in the fall term; OR (2) enrolling in the fall term who attended any postsecondary institution for the first time in the prior summer term immediately following high school graduation; OR (3) entering with college credit earned before graduation from high school.

Graduated/Still Enrolled by College and Department

Engineering

MAE	Cohort	Students	Graduated in			Continued to					
			4 Years	5 Years	6 Years	Year 2	Year 3	Year 4	Year 5	Year 6	Year 7
	2000	57	11% (6)	42% (24)	60% (34)	77% (44)	70% (40)	72% (41)	54% (31)	25% (14)	7% (4)
	2001	57	5% (3)	23% (13)	53% (30)	81% (46)	68% (39)	61% (35)	54% (31)	33% (19)	4% (2)
	2002	58	9% (5)	41% (24)	52% (30)	83% (48)	71% (41)	66% (38)	55% (32)	22% (13)	10% (6)
	2003	69	10% (7)	46% (32)	52% (36)	86% (59)	71% (49)	72% (50)	55% (38)	14% (10)	12% (8)
	2004	83	8% (7)	43% (36)	53% (44)	84% (70)	70% (58)	65% (54)	55% (46)	18% (15)	11% (9)
	2005	67	12% (8)	40% (27)	48% (32)	73% (49)	64% (43)	58% (39)	45% (30)	16% (11)	7% (5)
	2006	97	9% (9)	48% (47)	53% (51)	79% (77)	68% (66)	65% (63)	52% (50)	12% (12)	8% (8)
	2007	95	19% (18)	41% (39)	58% (55)	78% (74)	72% (68)	67% (64)	46% (44)	22% (21)	3% (3)
	2008	122	15% (18)	38% (46)	53% (65)	80% (98)	70% (86)	65% (79)	47% (57)	23% (28)	7% (8)
	2009	130	18% (24)	49% (64)	59% (77)	88% (114)	76% (99)	69% (90)	46% (60)	15% (20)	5% (7)
	2010	111	19% (21)	48% (53)		78% (87)	70% (78)	68% (75)	43% (48)	14% (15)	
	2011	104	22% (23)			81% (84)	72% (75)	67% (70)	42% (44)		
	2012	93				86% (80)	71% (66)	68% (63)			
	2013	117				77% (90)	71% (83)				
	2014	160				84% (135)					

The Cohort includes only first-time full time degree-seeking freshmen. The definition of a first-time freshman is a student: (1) attending any postsecondary institution for the first time in the fall term; OR (2) enrolling in the fall term who attended any postsecondary institution for the first time in the prior summer term immediately following high school graduation; OR (3) entering with college credit earned before graduation from high school.

Graduated/Still Enrolled by College and Department

Engineering

UND	Cohort	Students	Graduated in			Continued to					
			4 Years	5 Years	6 Years	Year 2	Year 3	Year 4	Year 5	Year 6	Year 7
	2000	25	4% (1)	40% (10)	40% (10)	60% (15)	48% (12)	52% (13)	48% (12)	8% (2)	4% (1)
	2001	26	0% (0)	27% (7)	50% (13)	69% (18)	65% (17)	73% (19)	62% (16)	38% (10)	15% (4)
	2002	29	21% (6)	34% (10)	48% (14)	86% (25)	86% (25)	72% (21)	41% (12)	28% (8)	14% (4)
	2003	47	19% (9)	40% (19)	47% (22)	77% (36)	64% (30)	57% (27)	36% (17)	13% (6)	6% (3)
	2004	23	0% (0)	22% (5)	39% (9)	70% (16)	57% (13)	48% (11)	43% (10)	17% (4)	9% (2)
	2005	32	6% (2)	34% (11)	34% (11)	56% (18)	53% (17)	47% (15)	31% (10)	3% (1)	3% (1)
	2006	32	6% (2)	22% (7)	31% (10)	69% (22)	56% (18)	56% (18)	44% (14)	22% (7)	13% (4)
	2007	30	10% (3)	40% (12)	47% (14)	73% (22)	70% (21)	57% (17)	53% (16)	17% (5)	10% (3)
	2008	34	9% (3)	32% (11)	44% (15)	68% (23)	71% (24)	59% (20)	47% (16)	24% (8)	15% (5)
	2009	40	10% (4)	40% (16)	53% (21)	73% (29)	58% (23)	65% (26)	48% (19)	18% (7)	5% (2)
	2010	29	3% (1)	48% (14)		79% (23)	72% (21)	55% (16)	52% (15)	7% (2)	
	2011	25	16% (4)			76% (19)	68% (17)	64% (16)	48% (12)		
	2012	34				88% (30)	82% (28)	74% (25)			
	2013	20				75% (15)	70% (14)				
	2014	15				100% (15)					

The Cohort includes only first-time full time degree-seeking freshmen. The definition of a first-time freshman is a student: (1) attending any postsecondary institution for the first time in the fall term; OR (2) enrolling in the fall term who attended any postsecondary institution for the first time in the prior summer term immediately following high school graduation; OR (3) entering with college credit earned before graduation from high school.

Graduated/Still Enrolled by College and Department

General College

UND	Cohort	Students	Graduated in			Continued to					
			4 Years	5 Years	6 Years	Year 2	Year 3	Year 4	Year 5	Year 6	Year 7
	2000	54	15% (8)	41% (22)	48% (26)	70% (38)	59% (32)	56% (30)	41% (22)	15% (8)	4% (2)
	2001	92	14% (13)	33% (30)	42% (39)	72% (66)	51% (47)	53% (49)	35% (32)	16% (15)	5% (5)
	2002	71	11% (8)	37% (26)	51% (36)	75% (53)	58% (41)	58% (41)	48% (34)	18% (13)	4% (3)
	2003	94	12% (11)	26% (24)	35% (33)	63% (59)	51% (48)	37% (35)	26% (24)	17% (16)	10% (9)
	2004	92	9% (8)	21% (19)	29% (27)	61% (56)	51% (47)	46% (42)	35% (32)	22% (20)	10% (9)
	2006	129	9% (12)	33% (43)	40% (52)	72% (93)	60% (77)	53% (69)	42% (54)	16% (21)	8% (10)
	2007	93	6% (6)	24% (22)	33% (31)	72% (67)	60% (56)	55% (51)	45% (42)	27% (25)	15% (14)
	2008	79	11% (9)	33% (26)	43% (34)	81% (64)	68% (54)	61% (48)	51% (40)	25% (20)	13% (10)
	2009	79	16% (13)	33% (26)	41% (32)	70% (55)	59% (47)	52% (41)	35% (28)	18% (14)	10% (8)
	2010	62	6% (4)	27% (17)		74% (46)	53% (33)	50% (31)	40% (25)	16% (10)	
	2011	69	10% (7)			74% (51)	64% (44)	58% (40)	41% (28)		
	2012	63				70% (44)	54% (34)	51% (32)			

The Cohort includes only first-time full time degree-seeking freshmen. The definition of a first-time freshman is a student: (1) attending any postsecondary institution for the first time in the fall term; OR (2) enrolling in the fall term who attended any postsecondary institution for the first time in the prior summer term immediately following high school graduation; OR (3) entering with college credit earned before graduation from high school.

Graduated/Still Enrolled by College and Department

Nursing

NUR	Cohort	Students	Graduated in			Continued to					
			4 Years	5 Years	6 Years	Year 2	Year 3	Year 4	Year 5	Year 6	Year 7
	2000	23	30% (7)	43% (10)	52% (12)	83% (19)	74% (17)	57% (13)	35% (8)	17% (4)	9% (2)
	2001	26	35% (9)	42% (11)	54% (14)	69% (18)	62% (16)	62% (16)	27% (7)	15% (4)	4% (1)
	2002	27	26% (7)	37% (10)	44% (12)	67% (18)	56% (15)	52% (14)	26% (7)	7% (2)	0% (0)
	2003	67	16% (11)	33% (22)	37% (25)	66% (44)	49% (33)	39% (26)	31% (21)	7% (5)	9% (6)
	2004	54	24% (13)	33% (18)	43% (23)	80% (43)	70% (38)	54% (29)	26% (14)	15% (8)	7% (4)
	2005	55	16% (9)	44% (24)	51% (28)	78% (43)	62% (34)	65% (36)	44% (24)	16% (9)	9% (5)
	2006	65	25% (16)	31% (20)	35% (23)	72% (47)	55% (36)	46% (30)	15% (10)	8% (5)	5% (3)
	2007	74	23% (17)	41% (30)	50% (37)	73% (54)	62% (46)	59% (44)	34% (25)	14% (10)	3% (2)
	2008	74	28% (21)	42% (31)	47% (35)	80% (59)	66% (49)	57% (42)	26% (19)	12% (9)	8% (6)
	2009	78	32% (25)	47% (37)	51% (40)	64% (50)	55% (43)	56% (44)	27% (21)	12% (9)	4% (3)
	2010	51	25% (13)	37% (19)		76% (39)	63% (32)	51% (26)	24% (12)	10% (5)	
	2011	68	37% (25)			74% (50)	65% (44)	57% (39)	16% (11)		
	2012	63				78% (49)	65% (41)	62% (39)			
	2013	69				78% (54)	62% (43)				
	2014	78				72% (56)					

The Cohort includes only first-time full time degree-seeking freshmen. The definition of a first-time freshman is a student: (1) attending any postsecondary institution for the first time in the fall term; OR (2) enrolling in the fall term who attended any postsecondary institution for the first time in the prior summer term immediately following high school graduation; OR (3) entering with college credit earned before graduation from high school.

Graduated/Still Enrolled by College and Department

Science

ATS	Cohort	Students	Graduated in			Continued to					
			4 Years	5 Years	6 Years	Year 2	Year 3	Year 4	Year 5	Year 6	Year 7
	2009	1	100% (1)	100% (1)	100% (1)	100% (1)	100% (1)	0% (0)	0% (0)	0% (0)	0% (0)
	2010	10	0% (0)	30% (3)		80% (8)	50% (5)	50% (5)	40% (4)	20% (2)	
	2011	6	17% (1)			100% (6)	100% (6)	83% (5)	67% (4)		
	2012	11				82% (9)	45% (5)	36% (4)			
	2013	2				50% (1)	0% (0)				
	2014	12				75% (9)					

BYS	Cohort	Students	Graduated in			Continued to					
			4 Years	5 Years	6 Years	Year 2	Year 3	Year 4	Year 5	Year 6	Year 7
	2000	83	19% (16)	40% (33)	43% (36)	67% (56)	52% (43)	52% (43)	35% (29)	10% (8)	7% (6)
	2001	52	13% (7)	29% (15)	37% (19)	69% (36)	62% (32)	60% (31)	42% (22)	23% (12)	12% (6)
	2002	67	15% (10)	28% (19)	37% (25)	79% (53)	60% (40)	54% (36)	33% (22)	19% (13)	9% (6)
	2003	81	19% (15)	33% (27)	42% (34)	75% (61)	65% (53)	64% (52)	42% (34)	22% (18)	14% (11)
	2004	71	18% (13)	39% (28)	49% (35)	85% (60)	68% (48)	63% (45)	39% (28)	18% (13)	10% (7)
	2005	82	20% (16)	40% (33)	45% (37)	79% (65)	62% (51)	54% (44)	32% (26)	12% (10)	6% (5)
	2006	60	23% (14)	38% (23)	50% (30)	83% (50)	67% (40)	62% (37)	35% (21)	17% (10)	5% (3)
	2007	71	20% (14)	38% (27)	52% (37)	83% (59)	68% (48)	61% (43)	41% (29)	17% (12)	1% (1)
	2008	72	17% (12)	42% (30)	44% (32)	75% (54)	60% (43)	46% (33)	31% (22)	3% (2)	1% (1)
	2009	66	21% (14)	36% (24)	39% (26)	68% (45)	55% (36)	50% (33)	29% (19)	18% (12)	14% (9)
	2010	42	21% (9)	45% (19)		76% (32)	64% (27)	62% (26)	43% (18)	19% (8)	
	2011	50	16% (8)			80% (40)	66% (33)	60% (30)	38% (19)		
	2012	42				81% (34)	62% (26)	55% (23)			
	2013	51				71% (36)	63% (32)				
	2014	42				81% (34)					

The Cohort includes only first-time full time degree-seeking freshmen. The definition of a first-time freshman is a student: (1) attending any postsecondary institution for the first time in the fall term; OR (2) enrolling in the fall term who attended any postsecondary institution for the first time in the prior summer term immediately following high school graduation; OR (3) entering with college credit earned before graduation from high school.

Graduated/Still Enrolled by College and Department

Science

CH	Cohort	Students	Graduated in			Continued to					
			4 Years	5 Years	6 Years	Year 2	Year 3	Year 4	Year 5	Year 6	Year 7
	2000	5	0% (0)	40% (2)	40% (2)	40% (2)	40% (2)	40% (2)	40% (2)	0% (0)	0% (0)
	2001	2	0% (0)	0% (0)	0% (0)	0% (0)	0% (0)	0% (0)	0% (0)	0% (0)	0% (0)
	2002	6	33% (2)	33% (2)	50% (3)	67% (4)	67% (4)	50% (3)	17% (1)	17% (1)	0% (0)
	2003	11	9% (1)	45% (5)	55% (6)	73% (8)	73% (8)	82% (9)	55% (6)	18% (2)	9% (1)
	2004	20	5% (1)	15% (3)	25% (5)	70% (14)	50% (10)	40% (8)	30% (6)	20% (4)	10% (2)
	2005	13	0% (0)	23% (3)	38% (5)	77% (10)	62% (8)	46% (6)	54% (7)	31% (4)	8% (1)
	2006	17	35% (6)	47% (8)	65% (11)	76% (13)	65% (11)	71% (12)	41% (7)	29% (5)	12% (2)
	2007	16	13% (2)	31% (5)	44% (7)	81% (13)	63% (10)	50% (8)	38% (6)	19% (3)	6% (1)
	2008	9	33% (3)	89% (8)	89% (8)	100% (9)	89% (8)	89% (8)	56% (5)	0% (0)	0% (0)
	2009	17	29% (5)	53% (9)	59% (10)	88% (15)	76% (13)	71% (12)	29% (5)	12% (2)	6% (1)
	2010	12	8% (1)	25% (3)		75% (9)	58% (7)	58% (7)	42% (5)	25% (3)	
	2011	15	53% (8)			87% (13)	73% (11)	80% (12)	27% (4)		
	2012	17				76% (13)	59% (10)	47% (8)			
	2013	19				84% (16)	68% (13)				
	2014	19				74% (14)					

The Cohort includes only first-time full time degree-seeking freshmen. The definition of a first-time freshman is a student: (1) attending any postsecondary institution for the first time in the fall term; OR (2) enrolling in the fall term who attended any postsecondary institution for the first time in the prior summer term immediately following high school graduation; OR (3) entering with college credit earned before graduation from high school.

Graduated/Still Enrolled by College and Department

Science

CS	Cohort	Students	Graduated in			Continued to					
			4 Years	5 Years	6 Years	Year 2	Year 3	Year 4	Year 5	Year 6	Year 7
	2000	43	14% (6)	30% (13)	35% (15)	63% (27)	56% (24)	44% (19)	33% (14)	16% (7)	9% (4)
	2001	46	17% (8)	30% (14)	41% (19)	70% (32)	59% (27)	52% (24)	37% (17)	20% (9)	9% (4)
	2002	40	5% (2)	28% (11)	30% (12)	70% (28)	53% (21)	40% (16)	38% (15)	13% (5)	5% (2)
	2003	34	18% (6)	41% (14)	59% (20)	85% (29)	76% (26)	68% (23)	50% (17)	26% (9)	12% (4)
	2004	26	4% (1)	15% (4)	35% (9)	69% (18)	65% (17)	50% (13)	38% (10)	35% (9)	4% (1)
	2005	41	17% (7)	49% (20)	59% (24)	90% (37)	71% (29)	71% (29)	54% (22)	20% (8)	7% (3)
	2006	31	10% (3)	32% (10)	52% (16)	87% (27)	71% (22)	65% (20)	55% (17)	26% (8)	3% (1)
	2007	28	18% (5)	32% (9)	43% (12)	82% (23)	68% (19)	64% (18)	43% (12)	25% (7)	7% (2)
	2008	24	8% (2)	21% (5)	42% (10)	75% (18)	58% (14)	54% (13)	42% (10)	21% (5)	0% (0)
	2009	32	3% (1)	31% (10)	31% (10)	72% (23)	50% (16)	50% (16)	44% (14)	16% (5)	13% (4)
	2010	30	7% (2)	33% (10)		90% (27)	63% (19)	50% (15)	43% (13)	10% (3)	
	2011	19	0% (0)			95% (18)	74% (14)	68% (13)	53% (10)		
	2012	42				88% (37)	69% (29)	62% (26)			
	2013	34				82% (28)	76% (26)				
	2014	49				86% (42)					

IND	Cohort	Students	Graduated in			Continued to					
			4 Years	5 Years	6 Years	Year 2	Year 3	Year 4	Year 5	Year 6	Year 7
	2012	1				100% (1)	100% (1)	0% (0)			
	2013	1				100% (1)	100% (1)				

The Cohort includes only first-time full time degree-seeking freshmen. The definition of a first-time freshman is a student: (1) attending any postsecondary institution for the first time in the fall term; OR (2) enrolling in the fall term who attended any postsecondary institution for the first time in the prior summer term immediately following high school graduation; OR (3) entering with college credit earned before graduation from high school.

Graduated/Still Enrolled by College and Department

Science

MA	Cohort	Students	Graduated in			Continued to					
			4 Years	5 Years	6 Years	Year 2	Year 3	Year 4	Year 5	Year 6	Year 7
	2000	5	40% (2)	40% (2)	40% (2)	80% (4)	40% (2)	40% (2)	0% (0)	0% (0)	20% (1)
	2001	3	0% (0)	67% (2)	67% (2)	100% (3)	67% (2)	67% (2)	100% (3)	33% (1)	33% (1)
	2002	5	0% (0)	20% (1)	20% (1)	60% (3)	40% (2)	40% (2)	40% (2)	0% (0)	0% (0)
	2003	5	20% (1)	80% (4)	80% (4)	100% (5)	100% (5)	80% (4)	60% (3)	0% (0)	0% (0)
	2004	1	0% (0)	0% (0)	0% (0)	100% (1)	100% (1)	100% (1)	100% (1)	0% (0)	0% (0)
	2005	8	13% (1)	50% (4)	63% (5)	75% (6)	63% (5)	75% (6)	50% (4)	13% (1)	0% (0)
	2006	4	25% (1)	75% (3)	75% (3)	100% (4)	100% (4)	100% (4)	50% (2)	0% (0)	0% (0)
	2007	5	20% (1)	40% (2)	80% (4)	100% (5)	100% (5)	60% (3)	60% (3)	40% (2)	0% (0)
	2008	6	33% (2)	50% (3)	50% (3)	67% (4)	67% (4)	50% (3)	17% (1)	0% (0)	0% (0)
	2009	6	50% (3)	50% (3)	50% (3)	83% (5)	67% (4)	67% (4)	17% (1)	17% (1)	0% (0)
	2010	5	20% (1)	20% (1)		80% (4)	80% (4)	60% (3)	40% (2)	40% (2)	
	2011	9	33% (3)			89% (8)	78% (7)	67% (6)	33% (3)		
	2012	3				100% (3)	67% (2)	67% (2)			
	2013	4				75% (3)	75% (3)				
	2014	7				100% (7)					

The Cohort includes only first-time full time degree-seeking freshmen. The definition of a first-time freshman is a student: (1) attending any postsecondary institution for the first time in the fall term; OR (2) enrolling in the fall term who attended any postsecondary institution for the first time in the prior summer term immediately following high school graduation; OR (3) entering with college credit earned before graduation from high school.

Graduated/Still Enrolled by College and Department

Science

PH	Cohort	Students	Graduated in			Continued to					
			4 Years	5 Years	6 Years	Year 2	Year 3	Year 4	Year 5	Year 6	Year 7
	2000	2	0% (0)	50% (1)	100% (2)	100% (2)	50% (1)	100% (2)	50% (1)	50% (1)	0% (0)
	2001	7	29% (2)	29% (2)	43% (3)	100% (7)	57% (4)	57% (4)	14% (1)	14% (1)	0% (0)
	2002	15	20% (3)	47% (7)	80% (12)	87% (13)	87% (13)	87% (13)	60% (9)	33% (5)	0% (0)
	2003	22	23% (5)	59% (13)	68% (15)	73% (16)	68% (15)	68% (15)	50% (11)	9% (2)	14% (3)
	2004	17	18% (3)	47% (8)	59% (10)	82% (14)	65% (11)	65% (11)	41% (7)	18% (3)	6% (1)
	2005	20	5% (1)	55% (11)	60% (12)	80% (16)	70% (14)	70% (14)	60% (12)	15% (3)	10% (2)
	2006	17	24% (4)	53% (9)	53% (9)	76% (13)	71% (12)	59% (10)	35% (6)	0% (0)	0% (0)
	2007	18	22% (4)	50% (9)	61% (11)	100% (18)	89% (16)	72% (13)	39% (7)	17% (3)	6% (1)
	2008	24	29% (7)	58% (14)	67% (16)	83% (20)	71% (17)	71% (17)	38% (9)	8% (2)	0% (0)
	2009	15	13% (2)	47% (7)	53% (8)	87% (13)	80% (12)	60% (9)	40% (6)	13% (2)	0% (0)
	2010	17	24% (4)	59% (10)		94% (16)	82% (14)	76% (13)	53% (9)	12% (2)	
	2011	9	44% (4)			89% (8)	89% (8)	78% (7)	22% (2)		
	2012	13				100% (13)	85% (11)	77% (10)			
	2013	16				69% (11)	69% (11)				
	2014	17				88% (15)					

The Cohort includes only first-time full time degree-seeking freshmen. The definition of a first-time freshman is a student: (1) attending any postsecondary institution for the first time in the fall term; OR (2) enrolling in the fall term who attended any postsecondary institution for the first time in the prior summer term immediately following high school graduation; OR (3) entering with college credit earned before graduation from high school.

Graduated/Still Enrolled by College and Department

Science

UND	Cohort	Students	Graduated in			Continued to					
			4 Years	5 Years	6 Years	Year 2	Year 3	Year 4	Year 5	Year 6	Year 7
	2000	12	0% (0)	17% (2)	25% (3)	67% (8)	67% (8)	50% (6)	33% (4)	17% (2)	8% (1)
	2001	7	0% (0)	29% (2)	43% (3)	71% (5)	57% (4)	43% (3)	43% (3)	29% (2)	14% (1)
	2002	12	33% (4)	75% (9)	83% (10)	92% (11)	92% (11)	83% (10)	50% (6)	8% (1)	8% (1)
	2003	22	23% (5)	41% (9)	50% (11)	91% (20)	77% (17)	73% (16)	36% (8)	23% (5)	9% (2)
	2004	9	11% (1)	44% (4)	44% (4)	78% (7)	78% (7)	56% (5)	44% (4)	11% (1)	11% (1)
	2005	16	19% (3)	25% (4)	31% (5)	69% (11)	50% (8)	56% (9)	31% (5)	13% (2)	6% (1)
	2006	24	13% (3)	38% (9)	50% (12)	83% (20)	67% (16)	63% (15)	50% (12)	17% (4)	0% (0)
	2007	20	10% (2)	50% (10)	55% (11)	85% (17)	70% (14)	75% (15)	60% (12)	20% (4)	20% (4)
	2008	16	19% (3)	38% (6)	44% (7)	63% (10)	50% (8)	50% (8)	31% (5)	19% (3)	6% (1)
	2009	16	13% (2)	31% (5)	44% (7)	94% (15)	75% (12)	69% (11)	56% (9)	13% (2)	0% (0)
	2010	13	15% (2)	54% (7)		92% (12)	77% (10)	69% (9)	54% (7)	8% (1)	
	2011	11	27% (3)			82% (9)	64% (7)	64% (7)	36% (4)		
	2012	12				100% (12)	100% (12)	83% (10)			
	2013	16				81% (13)	75% (12)				
	2014	4				50% (2)					

The Cohort includes only first-time full time degree-seeking freshmen. The definition of a first-time freshman is a student: (1) attending any postsecondary institution for the first time in the fall term; OR (2) enrolling in the fall term who attended any postsecondary institution for the first time in the prior summer term immediately following high school graduation; OR (3) entering with college credit earned before graduation from high school.

Section 4

Graduated/Still Enrolled by College and Major

This section shows graduation/retention rates by college and major. The rate includes students who remained in their original college/major, as well as those who started in one college/major and later changed to a different college/major. Students are counted in their original college/major.

AHSS
Business
Education
Engineering
General
Nursing
Science

Graduated/Still Enrolled by College and Major

AHSS

ART	Cohort	Students	Graduated in			Continued to					
			4 Years	5 Years	6 Years	Year 2	Year 3	Year 4	Year 5	Year 6	Year 7
	2000	5	0% (0)	0% (0)	20% (1)	40% (2)	60% (3)	40% (2)	20% (1)	20% (1)	20% (1)
	2001	6	0% (0)	33% (2)	33% (2)	83% (5)	83% (5)	50% (3)	67% (4)	33% (2)	33% (2)
	2002	9	11% (1)	22% (2)	44% (4)	56% (5)	44% (4)	44% (4)	33% (3)	22% (2)	0% (0)
	2003	7	0% (0)	29% (2)	57% (4)	71% (5)	57% (4)	71% (5)	57% (4)	29% (2)	0% (0)
	2004	5	20% (1)	80% (4)	80% (4)	100% (5)	80% (4)	80% (4)	60% (3)	0% (0)	0% (0)
	2005	7	29% (2)	43% (3)	43% (3)	86% (6)	71% (5)	57% (4)	29% (2)	14% (1)	14% (1)
	2006	9	22% (2)	33% (3)	44% (4)	78% (7)	67% (6)	67% (6)	44% (4)	22% (2)	11% (1)
	2007	10	20% (2)	30% (3)	60% (6)	90% (9)	50% (5)	70% (7)	40% (4)	30% (3)	0% (0)
	2008	10	40% (4)	40% (4)	60% (6)	80% (8)	70% (7)	60% (6)	30% (3)	30% (3)	10% (1)
	2009	13	15% (2)	38% (5)	46% (6)	77% (10)	69% (9)	62% (8)	54% (7)	31% (4)	15% (2)
	2010	8	0% (0)	13% (1)		88% (7)	50% (4)	38% (3)	25% (2)	13% (1)	
	2011	7	0% (0)			71% (5)	57% (4)	71% (5)	71% (5)		
	2012	3				100% (3)	100% (3)	100% (3)			
	2013	4				75% (3)	50% (2)				
	2014	5				80% (4)					

The Cohort includes only first-time full time degree-seeking freshmen. The definition of a first-time freshman is a student: (1) attending any postsecondary institution for the first time in the fall term; OR (2) enrolling in the fall term who attended any postsecondary institution for the first time in the prior summer term immediately following high school graduation; OR (3) entering with college credit earned before graduation from high school.

Graduated/Still Enrolled by College and Major

AHSS

CM	Cohort	Students	Graduated in			Continued to					
			4 Years	5 Years	6 Years	Year 2	Year 3	Year 4	Year 5	Year 6	Year 7
	2000	9	0% (0)	22% (2)	33% (3)	67% (6)	44% (4)	44% (4)	44% (4)	22% (2)	0% (0)
	2001	8	13% (1)	25% (2)	38% (3)	50% (4)	75% (6)	50% (4)	38% (3)	25% (2)	13% (1)
	2002	7	29% (2)	86% (6)	86% (6)	100% (7)	86% (6)	86% (6)	57% (4)	0% (0)	0% (0)
	2003	11	9% (1)	27% (3)	45% (5)	82% (9)	73% (8)	64% (7)	55% (6)	36% (4)	18% (2)
	2004	3	0% (0)	0% (0)	0% (0)	0% (0)	0% (0)	0% (0)	0% (0)	0% (0)	0% (0)
	2005	12	17% (2)	17% (2)	25% (3)	83% (10)	58% (7)	58% (7)	33% (4)	25% (3)	8% (1)
	2006	9	0% (0)	33% (3)	44% (4)	67% (6)	56% (5)	44% (4)	44% (4)	11% (1)	0% (0)
	2007	13	15% (2)	54% (7)	69% (9)	85% (11)	85% (11)	77% (10)	54% (7)	23% (3)	8% (1)
	2008	9	11% (1)	22% (2)	44% (4)	67% (6)	56% (5)	56% (5)	33% (3)	22% (2)	0% (0)
	2009	12	25% (3)	25% (3)	33% (4)	75% (9)	42% (5)	50% (6)	17% (2)	8% (1)	8% (1)
	2010	6	17% (1)	33% (2)		50% (3)	50% (3)	67% (4)	50% (3)	17% (1)	
	2011	6	17% (1)			67% (4)	67% (4)	67% (4)	33% (2)		
	2012	10				70% (7)	50% (5)	50% (5)			
	2013	6				67% (4)	50% (3)				
	2014	1				100% (1)					

The Cohort includes only first-time full time degree-seeking freshmen. The definition of a first-time freshman is a student: (1) attending any postsecondary institution for the first time in the fall term; OR (2) enrolling in the fall term who attended any postsecondary institution for the first time in the prior summer term immediately following high school graduation; OR (3) entering with college credit earned before graduation from high school.

Graduated/Still Enrolled by College and Major

AHSS

EED	Cohort	Students	Graduated in			Continued to					
			4 Years	5 Years	6 Years	Year 2	Year 3	Year 4	Year 5	Year 6	Year 7
	2000	18	6% (1)	22% (4)	28% (5)	56% (10)	56% (10)	50% (9)	33% (6)	11% (2)	6% (1)
	2001	14	14% (2)	43% (6)	57% (8)	79% (11)	57% (8)	57% (8)	36% (5)	14% (2)	0% (0)
	2002	19	11% (2)	42% (8)	58% (11)	79% (15)	68% (13)	58% (11)	47% (9)	11% (2)	0% (0)
	2003	19	0% (0)	11% (2)	32% (6)	74% (14)	47% (9)	47% (9)	47% (9)	32% (6)	11% (2)
	2004	16	6% (1)	44% (7)	63% (10)	75% (12)	69% (11)	63% (10)	50% (8)	19% (3)	0% (0)
	2005	16	6% (1)	38% (6)	50% (8)	88% (14)	81% (13)	69% (11)	44% (7)	19% (3)	0% (0)
	2006	29	21% (6)	45% (13)	45% (13)	69% (20)	59% (17)	55% (16)	28% (8)	0% (0)	7% (2)
	2007	18	0% (0)	28% (5)	44% (8)	61% (11)	44% (8)	56% (10)	61% (11)	33% (6)	17% (3)
	2008	18	0% (0)	11% (2)	22% (4)	56% (10)	33% (6)	22% (4)	28% (5)	17% (3)	6% (1)
	2009	16	13% (2)	38% (6)	38% (6)	63% (10)	50% (8)	38% (6)	25% (4)	0% (0)	0% (0)
	2010	13	8% (1)	46% (6)		69% (9)	54% (7)	54% (7)	46% (6)	8% (1)	
	2011	11	27% (3)			82% (9)	55% (6)	55% (6)	27% (3)		
	2012	16				88% (14)	56% (9)	56% (9)			
	2013	13				77% (10)	77% (10)				

The Cohort includes only first-time full time degree-seeking freshmen. The definition of a first-time freshman is a student: (1) attending any postsecondary institution for the first time in the fall term; OR (2) enrolling in the fall term who attended any postsecondary institution for the first time in the prior summer term immediately following high school graduation; OR (3) entering with college credit earned before graduation from high school.

Graduated/Still Enrolled by College and Major

AHSS

EH	Cohort	Students	Graduated in			Continued to					
			4 Years	5 Years	6 Years	Year 2	Year 3	Year 4	Year 5	Year 6	Year 7
	2000	1	0% (0)	0% (0)	0% (0)	100% (1)	0% (0)	0% (0)	0% (0)	0% (0)	0% (0)
	2001	2	0% (0)	0% (0)	0% (0)	50% (1)	50% (1)	50% (1)	50% (1)	0% (0)	0% (0)
	2002	6	50% (3)	50% (3)	50% (3)	50% (3)	83% (5)	67% (4)	33% (2)	33% (2)	17% (1)
	2003	13	23% (3)	54% (7)	54% (7)	85% (11)	69% (9)	62% (8)	38% (5)	15% (2)	8% (1)
	2004	8	13% (1)	38% (3)	50% (4)	100% (8)	63% (5)	75% (6)	63% (5)	38% (3)	13% (1)
	2005	4	0% (0)	50% (2)	50% (2)	75% (3)	75% (3)	50% (2)	50% (2)	0% (0)	0% (0)
	2006	10	10% (1)	20% (2)	20% (2)	80% (8)	50% (5)	40% (4)	20% (2)	20% (2)	10% (1)
	2007	11	9% (1)	18% (2)	45% (5)	64% (7)	55% (6)	45% (5)	36% (4)	18% (2)	0% (0)
	2008	5	20% (1)	40% (2)	40% (2)	80% (4)	100% (5)	60% (3)	20% (1)	0% (0)	0% (0)
	2009	7	14% (1)	57% (4)	57% (4)	86% (6)	57% (4)	57% (4)	57% (4)	0% (0)	0% (0)
	2010	5	20% (1)	60% (3)		60% (3)	60% (3)	60% (3)	40% (2)	0% (0)	
	2011	7	14% (1)			86% (6)	100% (7)	100% (7)	71% (5)		
	2012	2				50% (1)	50% (1)	50% (1)			
	2013	2				100% (2)	100% (2)				
	2014	7				86% (6)					

FH	Cohort	Students	Graduated in			Continued to					
			4 Years	5 Years	6 Years	Year 2	Year 3	Year 4	Year 5	Year 6	Year 7
	2000	1	0% (0)	0% (0)	0% (0)	0% (0)	0% (0)	0% (0)	0% (0)	0% (0)	0% (0)
	2004	1	0% (0)	0% (0)	0% (0)	100% (1)	100% (1)	0% (0)	0% (0)	0% (0)	0% (0)

The Cohort includes only first-time full time degree-seeking freshmen. The definition of a first-time freshman is a student: (1) attending any postsecondary institution for the first time in the fall term; OR (2) enrolling in the fall term who attended any postsecondary institution for the first time in the prior summer term immediately following high school graduation; OR (3) entering with college credit earned before graduation from high school.

Graduated/Still Enrolled by College and Major

AHSS

FLFR	Cohort	Students	Graduated in			Continued to					
			4 Years	5 Years	6 Years	Year 2	Year 3	Year 4	Year 5	Year 6	Year 7
	2006	1	0% (0)	0% (0)	0% (0)	0% (0)	0% (0)	0% (0)	0% (0)	0% (0)	100% (1)
	2007	2	0% (0)	0% (0)	0% (0)	50% (1)	0% (0)	0% (0)	0% (0)	0% (0)	0% (0)
	2009	1	100% (1)	100% (1)	100% (1)	100% (1)	100% (1)	100% (1)	0% (0)	0% (0)	0% (0)
	2010	1	100% (1)	100% (1)		100% (1)	100% (1)	100% (1)	0% (0)	0% (0)	
	2012	1				100% (1)	100% (1)	100% (1)			
	2013	1				100% (1)	100% (1)				

FLGR	Cohort	Students	Graduated in			Continued to					
			4 Years	5 Years	6 Years	Year 2	Year 3	Year 4	Year 5	Year 6	Year 7
	2006	2	0% (0)	50% (1)	50% (1)	100% (2)	50% (1)	50% (1)	50% (1)	0% (0)	0% (0)
	2007	1	0% (0)	100% (1)	100% (1)	100% (1)	100% (1)	100% (1)	100% (1)	0% (0)	0% (0)
	2008	1	0% (0)	0% (0)	0% (0)	0% (0)	0% (0)	0% (0)	0% (0)	0% (0)	0% (0)
	2011	1	0% (0)			100% (1)	100% (1)	100% (1)	100% (1)		
	2012	1				100% (1)	0% (0)	0% (0)			

FLRU	Cohort	Students	Graduated in			Continued to					
			4 Years	5 Years	6 Years	Year 2	Year 3	Year 4	Year 5	Year 6	Year 7
	2010	1	0% (0)	0% (0)		0% (0)	0% (0)	0% (0)	0% (0)	0% (0)	
	2012	1				100% (1)	0% (0)	100% (1)			

The Cohort includes only first-time full time degree-seeking freshmen. The definition of a first-time freshman is a student: (1) attending any postsecondary institution for the first time in the fall term; OR (2) enrolling in the fall term who attended any postsecondary institution for the first time in the prior summer term immediately following high school graduation; OR (3) entering with college credit earned before graduation from high school.

Graduated/Still Enrolled by College and Major

AHSS

FLSP	Cohort	Students	Graduated in			Continued to					
			4 Years	5 Years	6 Years	Year 2	Year 3	Year 4	Year 5	Year 6	Year 7
	2005	1	0% (0)	100% (1)	100% (1)	100% (1)	100% (1)	100% (1)	100% (1)	0% (0)	0% (0)
	2006	2	50% (1)	50% (1)	50% (1)	100% (2)	50% (1)	50% (1)	0% (0)	0% (0)	0% (0)
	2008	3	0% (0)	33% (1)	33% (1)	67% (2)	33% (1)	67% (2)	67% (2)	33% (1)	33% (1)
	2009	1	0% (0)	0% (0)	0% (0)	100% (1)	0% (0)	0% (0)	0% (0)	0% (0)	0% (0)
	2010	1	0% (0)	100% (1)		100% (1)	100% (1)	100% (1)	100% (1)	0% (0)	
	2011	2	50% (1)			100% (2)	100% (2)	100% (2)	50% (1)		
	2012	5				80% (4)	80% (4)	60% (3)			
	2013	2				50% (1)	50% (1)				

FLT	Cohort	Students	Graduated in			Continued to					
			4 Years	5 Years	6 Years	Year 2	Year 3	Year 4	Year 5	Year 6	Year 7
	2000	4	0% (0)	0% (0)	0% (0)	75% (3)	25% (1)	0% (0)	0% (0)	0% (0)	0% (0)
	2001	4	25% (1)	50% (2)	50% (2)	75% (3)	75% (3)	50% (2)	25% (1)	0% (0)	0% (0)
	2003	2	50% (1)	50% (1)	50% (1)	50% (1)	50% (1)	0% (0)	0% (0)	0% (0)	0% (0)
	2004	6	33% (2)	33% (2)	33% (2)	67% (4)	50% (3)	33% (2)	0% (0)	0% (0)	0% (0)
	2006	1	0% (0)	100% (1)	100% (1)	100% (1)	100% (1)	100% (1)	100% (1)	0% (0)	0% (0)
	2007	4	0% (0)	75% (3)	75% (3)	75% (3)	75% (3)	75% (3)	75% (3)	0% (0)	0% (0)
	2009	2	50% (1)	100% (2)	100% (2)	100% (2)	100% (2)	100% (2)	50% (1)	0% (0)	0% (0)

FLTF	Cohort	Students	Graduated in			Continued to					
			4 Years	5 Years	6 Years	Year 2	Year 3	Year 4	Year 5	Year 6	Year 7
	2005	1	0% (0)	0% (0)	0% (0)	0% (0)	0% (0)	0% (0)	0% (0)	0% (0)	0% (0)
	2007	1	0% (0)	0% (0)	0% (0)	0% (0)	0% (0)	0% (0)	0% (0)	0% (0)	0% (0)
	2009	3	0% (0)	0% (0)	0% (0)	0% (0)	0% (0)	0% (0)	0% (0)	0% (0)	0% (0)

The Cohort includes only first-time full time degree-seeking freshmen. The definition of a first-time freshman is a student: (1) attending any postsecondary institution for the first time in the fall term; OR (2) enrolling in the fall term who attended any postsecondary institution for the first time in the prior summer term immediately following high school graduation; OR (3) entering with college credit earned before graduation from high school.

Graduated/Still Enrolled by College and Major

AHSS

FLTG	Cohort	Students	Graduated in			Continued to					
			4 Years	5 Years	6 Years	Year 2	Year 3	Year 4	Year 5	Year 6	Year 7
	2007	1	0% (0)	100% (1)	100% (1)	100% (1)	100% (1)	100% (1)	100% (1)	0% (0)	0% (0)
	2010	1	0% (0)	0% (0)		100% (1)	100% (1)	0% (0)	0% (0)	0% (0)	

FLTR	Cohort	Students	Graduated in			Continued to					
			4 Years	5 Years	6 Years	Year 2	Year 3	Year 4	Year 5	Year 6	Year 7
	2009	1	0% (0)	0% (0)	0% (0)	100% (1)	100% (1)	100% (1)	100% (1)	0% (0)	0% (0)
	2012	1				100% (1)	100% (1)	100% (1)			

FLTS	Cohort	Students	Graduated in			Continued to					
			4 Years	5 Years	6 Years	Year 2	Year 3	Year 4	Year 5	Year 6	Year 7
	2005	2	100% (2)	100% (2)	100% (2)	100% (2)	100% (2)	100% (2)	0% (0)	0% (0)	0% (0)
	2006	1	0% (0)	0% (0)	0% (0)	100% (1)	100% (1)	100% (1)	0% (0)	0% (0)	0% (0)
	2007	1	100% (1)	100% (1)	100% (1)	100% (1)	100% (1)	100% (1)	0% (0)	0% (0)	0% (0)
	2011	1	0% (0)			100% (1)	100% (1)	100% (1)	100% (1)		
	2012	1				0% (0)	0% (0)	0% (0)			
	2013	1				100% (1)	100% (1)				
	2014	1				100% (1)					

GN	Cohort	Students	Graduated in			Continued to					
			4 Years	5 Years	6 Years	Year 2	Year 3	Year 4	Year 5	Year 6	Year 7
	2000	1	0% (0)	0% (0)	0% (0)	100% (1)	100% (1)	0% (0)	0% (0)	0% (0)	0% (0)
	2001	1	100% (1)	100% (1)	100% (1)	100% (1)	100% (1)	100% (1)	0% (0)	0% (0)	0% (0)

The Cohort includes only first-time full time degree-seeking freshmen. The definition of a first-time freshman is a student: (1) attending any postsecondary institution for the first time in the fall term; OR (2) enrolling in the fall term who attended any postsecondary institution for the first time in the prior summer term immediately following high school graduation; OR (3) entering with college credit earned before graduation from high school.

Graduated/Still Enrolled by College and Major

AHSS

HY	Cohort	Students	Graduated in			Continued to					
			4 Years	5 Years	6 Years	Year 2	Year 3	Year 4	Year 5	Year 6	Year 7
	2000	3	0% (0)	0% (0)	0% (0)	100% (3)	67% (2)	67% (2)	67% (2)	33% (1)	33% (1)
	2001	5	20% (1)	60% (3)	60% (3)	100% (5)	100% (5)	80% (4)	60% (3)	20% (1)	20% (1)
	2002	2	0% (0)	50% (1)	50% (1)	50% (1)	50% (1)	50% (1)	50% (1)	0% (0)	0% (0)
	2003	5	0% (0)	40% (2)	40% (2)	60% (3)	60% (3)	60% (3)	60% (3)	20% (1)	0% (0)
	2004	3	33% (1)	67% (2)	67% (2)	67% (2)	67% (2)	67% (2)	33% (1)	0% (0)	0% (0)
	2005	7	43% (3)	71% (5)	71% (5)	71% (5)	71% (5)	57% (4)	29% (2)	0% (0)	0% (0)
	2006	7	29% (2)	29% (2)	29% (2)	57% (4)	29% (2)	29% (2)	0% (0)	0% (0)	0% (0)
	2007	8	25% (2)	50% (4)	50% (4)	75% (6)	75% (6)	63% (5)	38% (3)	13% (1)	13% (1)
	2008	8	0% (0)	0% (0)	13% (1)	75% (6)	63% (5)	38% (3)	38% (3)	25% (2)	13% (1)
	2009	5	0% (0)	60% (3)	60% (3)	80% (4)	80% (4)	80% (4)	100% (5)	40% (2)	40% (2)
	2010	6	0% (0)	0% (0)		50% (3)	17% (1)	17% (1)	17% (1)	0% (0)	
	2011	7	0% (0)			29% (2)	29% (2)	29% (2)	29% (2)		
	2012	2				100% (2)	100% (2)	100% (2)			
	2013	2				100% (2)	100% (2)				
	2014	4				75% (3)					

The Cohort includes only first-time full time degree-seeking freshmen. The definition of a first-time freshman is a student: (1) attending any postsecondary institution for the first time in the fall term; OR (2) enrolling in the fall term who attended any postsecondary institution for the first time in the prior summer term immediately following high school graduation; OR (3) entering with college credit earned before graduation from high school.

Graduated/Still Enrolled by College and Major

AHSS

MU	Cohort	Students	Graduated in			Continued to					
			4 Years	5 Years	6 Years	Year 2	Year 3	Year 4	Year 5	Year 6	Year 7
	2000	5	0% (0)	20% (1)	20% (1)	20% (1)	20% (1)	20% (1)	20% (1)	0% (0)	0% (0)
	2001	5	0% (0)	0% (0)	0% (0)	60% (3)	40% (2)	80% (4)	40% (2)	40% (2)	20% (1)
	2002	5	0% (0)	20% (1)	20% (1)	80% (4)	40% (2)	40% (2)	20% (1)	0% (0)	0% (0)
	2003	7	14% (1)	57% (4)	57% (4)	86% (6)	86% (6)	86% (6)	71% (5)	14% (1)	14% (1)
	2004	3	0% (0)	67% (2)	67% (2)	67% (2)	67% (2)	67% (2)	67% (2)	0% (0)	0% (0)
	2005	7	0% (0)	29% (2)	29% (2)	100% (7)	71% (5)	71% (5)	57% (4)	29% (2)	29% (2)
	2006	9	22% (2)	44% (4)	56% (5)	89% (8)	89% (8)	89% (8)	56% (5)	33% (3)	11% (1)
	2007	11	18% (2)	18% (2)	45% (5)	91% (10)	64% (7)	64% (7)	45% (5)	45% (5)	18% (2)
	2008	7	0% (0)	0% (0)	0% (0)	57% (4)	29% (2)	29% (2)	14% (1)	14% (1)	14% (1)
	2009	8	13% (1)	13% (1)	13% (1)	50% (4)	38% (3)	25% (2)	13% (1)	13% (1)	13% (1)
	2011	6	33% (2)			83% (5)	67% (4)	67% (4)	33% (2)		
	2012	5				60% (3)	60% (3)	40% (2)			
	2013	5				80% (4)	60% (3)				
	2014	10				50% (5)					

PEN	Cohort	Students	Graduated in			Continued to					
			4 Years	5 Years	6 Years	Year 2	Year 3	Year 4	Year 5	Year 6	Year 7
	2000	4	0% (0)	0% (0)	50% (2)	75% (3)	50% (2)	50% (2)	75% (3)	75% (3)	25% (1)
	2001	1	0% (0)	100% (1)	100% (1)	100% (1)	100% (1)	100% (1)	100% (1)	0% (0)	0% (0)
	2002	5	20% (1)	60% (3)	60% (3)	80% (4)	80% (4)	80% (4)	40% (2)	0% (0)	0% (0)
	2003	3	33% (1)	67% (2)	67% (2)	100% (3)	67% (2)	67% (2)	33% (1)	0% (0)	0% (0)
	2004	1	0% (0)	0% (0)	0% (0)	0% (0)	0% (0)	0% (0)	0% (0)	0% (0)	0% (0)

The Cohort includes only first-time full time degree-seeking freshmen. The definition of a first-time freshman is a student: (1) attending any postsecondary institution for the first time in the fall term; OR (2) enrolling in the fall term who attended any postsecondary institution for the first time in the prior summer term immediately following high school graduation; OR (3) entering with college credit earned before graduation from high school.

Graduated/Still Enrolled by College and Major

AHSS

PHL	Cohort	Students	Graduated in			Continued to					
			4 Years	5 Years	6 Years	Year 2	Year 3	Year 4	Year 5	Year 6	Year 7
	2004	5	0% (0)	0% (0)	0% (0)	60% (3)	40% (2)	40% (2)	40% (2)	40% (2)	20% (1)
	2005	1	0% (0)	100% (1)	100% (1)	100% (1)	100% (1)	100% (1)	100% (1)	0% (0)	0% (0)
	2006	1	0% (0)	0% (0)	0% (0)	100% (1)	0% (0)	0% (0)	0% (0)	0% (0)	0% (0)
	2007	1	0% (0)	0% (0)	0% (0)	0% (0)	0% (0)	0% (0)	0% (0)	0% (0)	0% (0)
	2013	2				50% (1)	100% (2)				

PSC	Cohort	Students	Graduated in			Continued to					
			4 Years	5 Years	6 Years	Year 2	Year 3	Year 4	Year 5	Year 6	Year 7
	2000	8	0% (0)	13% (1)	13% (1)	63% (5)	25% (2)	25% (2)	25% (2)	13% (1)	13% (1)
	2001	12	8% (1)	17% (2)	17% (2)	75% (9)	58% (7)	50% (6)	33% (4)	17% (2)	17% (2)
	2002	13	15% (2)	31% (4)	31% (4)	69% (9)	54% (7)	46% (6)	31% (4)	8% (1)	23% (3)
	2003	12	25% (3)	25% (3)	25% (3)	67% (8)	33% (4)	25% (3)	0% (0)	0% (0)	0% (0)
	2004	12	17% (2)	25% (3)	42% (5)	75% (9)	67% (8)	75% (9)	42% (5)	25% (3)	8% (1)
	2005	8	0% (0)	25% (2)	25% (2)	63% (5)	25% (2)	38% (3)	38% (3)	13% (1)	13% (1)
	2006	9	22% (2)	22% (2)	33% (3)	44% (4)	67% (6)	44% (4)	22% (2)	11% (1)	11% (1)
	2007	10	20% (2)	30% (3)	40% (4)	50% (5)	60% (6)	50% (5)	20% (2)	10% (1)	0% (0)
	2008	15	0% (0)	33% (5)	40% (6)	67% (10)	53% (8)	47% (7)	47% (7)	13% (2)	7% (1)
	2009	5	0% (0)	80% (4)	80% (4)	100% (5)	100% (5)	100% (5)	100% (5)	0% (0)	20% (1)
	2010	6	0% (0)	17% (1)		83% (5)	83% (5)	50% (3)	50% (3)	17% (1)	
	2011	4	50% (2)			75% (3)	50% (2)	25% (1)	0% (0)		
	2012	2				100% (2)	50% (1)	50% (1)			
	2013	8				75% (6)	75% (6)				
	2014	3				100% (3)					

The Cohort includes only first-time full time degree-seeking freshmen. The definition of a first-time freshman is a student: (1) attending any postsecondary institution for the first time in the fall term; OR (2) enrolling in the fall term who attended any postsecondary institution for the first time in the prior summer term immediately following high school graduation; OR (3) entering with college credit earned before graduation from high school.

Graduated/Still Enrolled by College and Major

AHSS

PY	Cohort	Students	Graduated in			Continued to					
			4 Years	5 Years	6 Years	Year 2	Year 3	Year 4	Year 5	Year 6	Year 7
	2000	16	38% (6)	44% (7)	50% (8)	94% (15)	81% (13)	63% (10)	19% (3)	13% (2)	0% (0)
	2001	18	28% (5)	61% (11)	67% (12)	89% (16)	78% (14)	78% (14)	44% (8)	11% (2)	0% (0)
	2002	17	35% (6)	35% (6)	41% (7)	65% (11)	53% (9)	53% (9)	18% (3)	12% (2)	0% (0)
	2003	24	4% (1)	29% (7)	38% (9)	75% (18)	58% (14)	58% (14)	50% (12)	21% (5)	17% (4)
	2004	22	9% (2)	45% (10)	45% (10)	82% (18)	64% (14)	64% (14)	41% (9)	9% (2)	14% (3)
	2005	20	5% (1)	15% (3)	40% (8)	70% (14)	65% (13)	55% (11)	45% (9)	35% (7)	5% (1)
	2006	16	13% (2)	25% (4)	38% (6)	81% (13)	63% (10)	50% (8)	38% (6)	19% (3)	6% (1)
	2007	20	15% (3)	30% (6)	35% (7)	70% (14)	65% (13)	55% (11)	30% (6)	5% (1)	5% (1)
	2008	14	14% (2)	29% (4)	29% (4)	79% (11)	64% (9)	57% (8)	43% (6)	14% (2)	0% (0)
	2009	16	19% (3)	44% (7)	44% (7)	75% (12)	38% (6)	44% (7)	31% (5)	13% (2)	19% (3)
	2010	14	21% (3)	50% (7)		79% (11)	71% (10)	71% (10)	43% (6)	14% (2)	
	2011	20	20% (4)			70% (14)	55% (11)	35% (7)	15% (3)		
	2012	12				92% (11)	67% (8)	67% (8)			
	2013	15				67% (10)	47% (7)				
	2014	23				87% (20)					

SLS	Cohort	Students	Graduated in			Continued to					
			4 Years	5 Years	6 Years	Year 2	Year 3	Year 4	Year 5	Year 6	Year 7
	2003	1	0% (0)	0% (0)	0% (0)	0% (0)	0% (0)	0% (0)	0% (0)	0% (0)	0% (0)

The Cohort includes only first-time full time degree-seeking freshmen. The definition of a first-time freshman is a student: (1) attending any postsecondary institution for the first time in the fall term; OR (2) enrolling in the fall term who attended any postsecondary institution for the first time in the prior summer term immediately following high school graduation; OR (3) entering with college credit earned before graduation from high school.

Graduated/Still Enrolled by College and Major

AHSS

SOC	Cohort	Students	Graduated in			Continued to					
			4 Years	5 Years	6 Years	Year 2	Year 3	Year 4	Year 5	Year 6	Year 7
	2000	1	100% (1)	100% (1)	100% (1)	100% (1)	100% (1)	100% (1)	0% (0)	0% (0)	0% (0)
	2003	1	0% (0)	0% (0)	0% (0)	0% (0)	0% (0)	0% (0)	0% (0)	0% (0)	0% (0)
	2004	1	0% (0)	0% (0)	0% (0)	0% (0)	0% (0)	0% (0)	0% (0)	0% (0)	100% (1)
	2005	1	0% (0)	0% (0)	0% (0)	100% (1)	0% (0)	100% (1)	0% (0)	0% (0)	0% (0)
	2007	5	20% (1)	60% (3)	60% (3)	100% (5)	60% (3)	60% (3)	40% (2)	0% (0)	0% (0)
	2008	2	0% (0)	0% (0)	0% (0)	50% (1)	0% (0)	0% (0)	0% (0)	0% (0)	0% (0)
	2010	4	0% (0)	25% (1)		75% (3)	50% (2)	50% (2)	25% (1)	0% (0)	
	2011	1	0% (0)			100% (1)	100% (1)	100% (1)	100% (1)		
	2012	4				50% (2)	50% (2)	50% (2)			
	2013	1				100% (1)	100% (1)				
	2014	2				50% (1)					

The Cohort includes only first-time full time degree-seeking freshmen. The definition of a first-time freshman is a student: (1) attending any postsecondary institution for the first time in the fall term; OR (2) enrolling in the fall term who attended any postsecondary institution for the first time in the prior summer term immediately following high school graduation; OR (3) entering with college credit earned before graduation from high school.

Graduated/Still Enrolled by College and Major

AHSS

UND	Cohort	Students	Graduated in			Continued to					
			4 Years	5 Years	6 Years	Year 2	Year 3	Year 4	Year 5	Year 6	Year 7
	2000	37	8% (3)	27% (10)	32% (12)	65% (24)	38% (14)	38% (14)	22% (8)	5% (2)	5% (2)
	2001	13	8% (1)	15% (2)	23% (3)	69% (9)	54% (7)	31% (4)	23% (3)	15% (2)	8% (1)
	2002	15	7% (1)	40% (6)	47% (7)	73% (11)	67% (10)	53% (8)	47% (7)	7% (1)	13% (2)
	2003	19	32% (6)	42% (8)	63% (12)	74% (14)	74% (14)	74% (14)	37% (7)	21% (4)	5% (1)
	2004	7	14% (1)	29% (2)	29% (2)	57% (4)	43% (3)	29% (2)	14% (1)	14% (1)	14% (1)
	2005	18	11% (2)	39% (7)	50% (9)	61% (11)	50% (9)	56% (10)	44% (8)	17% (3)	6% (1)
	2006	18	11% (2)	44% (8)	61% (11)	78% (14)	78% (14)	72% (13)	50% (9)	22% (4)	6% (1)
	2007	14	21% (3)	36% (5)	43% (6)	57% (8)	50% (7)	43% (6)	29% (4)	21% (3)	14% (2)
	2008	15	13% (2)	33% (5)	33% (5)	53% (8)	40% (6)	40% (6)	20% (3)	0% (0)	0% (0)
	2009	12	25% (3)	42% (5)	58% (7)	67% (8)	58% (7)	58% (7)	33% (4)	17% (2)	0% (0)
	2010	3	0% (0)	0% (0)		33% (1)	0% (0)	0% (0)	0% (0)	0% (0)	
	2011	5	0% (0)			80% (4)	40% (2)	40% (2)	40% (2)		
	2012	4				100% (4)	100% (4)	100% (4)			
	2013	58				71% (41)	60% (35)				
	2014	60				73% (44)					

The Cohort includes only first-time full time degree-seeking freshmen. The definition of a first-time freshman is a student: (1) attending any postsecondary institution for the first time in the fall term; OR (2) enrolling in the fall term who attended any postsecondary institution for the first time in the prior summer term immediately following high school graduation; OR (3) entering with college credit earned before graduation from high school.

Graduated/Still Enrolled by College and Major

Business

Cohort	Students	Graduated in			Continued to						
		4 Years	5 Years	6 Years	Year 2	Year 3	Year 4	Year 5	Year 6	Year 7	
2014	4				100% (4)						

ACC	Cohort	Students	Graduated in			Continued to					
			4 Years	5 Years	6 Years	Year 2	Year 3	Year 4	Year 5	Year 6	Year 7
	2000	16	31% (5)	63% (10)	63% (10)	75% (12)	75% (12)	69% (11)	31% (5)	0% (0)	0% (0)
	2001	13	38% (5)	54% (7)	54% (7)	69% (9)	62% (8)	62% (8)	23% (3)	8% (1)	8% (1)
	2002	11	36% (4)	55% (6)	55% (6)	73% (8)	73% (8)	73% (8)	27% (3)	0% (0)	9% (1)
	2003	8	38% (3)	50% (4)	50% (4)	75% (6)	63% (5)	50% (4)	13% (1)	0% (0)	0% (0)
	2004	16	31% (5)	44% (7)	44% (7)	69% (11)	63% (10)	44% (7)	13% (2)	6% (1)	6% (1)
	2005	19	32% (6)	58% (11)	58% (11)	84% (16)	63% (12)	68% (13)	32% (6)	11% (2)	5% (1)
	2006	16	19% (3)	69% (11)	75% (12)	88% (14)	88% (14)	81% (13)	63% (10)	6% (1)	6% (1)
	2007	14	43% (6)	79% (11)	79% (11)	100% (14)	93% (13)	86% (12)	36% (5)	0% (0)	0% (0)
	2008	16	19% (3)	56% (9)	56% (9)	75% (12)	63% (10)	56% (9)	38% (6)	0% (0)	0% (0)
	2009	9	22% (2)	56% (5)	56% (5)	89% (8)	89% (8)	67% (6)	56% (5)	11% (1)	11% (1)
	2010	13	31% (4)	69% (9)		77% (10)	69% (9)	62% (8)	38% (5)	0% (0)	
	2011	19	47% (9)			79% (15)	84% (16)	79% (15)	26% (5)		
	2012	7				71% (5)	71% (5)	57% (4)			
	2013	12				67% (8)	67% (8)				
	2014	12				83% (10)					

The Cohort includes only first-time full time degree-seeking freshmen. The definition of a first-time freshman is a student: (1) attending any postsecondary institution for the first time in the fall term; OR (2) enrolling in the fall term who attended any postsecondary institution for the first time in the prior summer term immediately following high school graduation; OR (3) entering with college credit earned before graduation from high school.

Graduated/Still Enrolled by College and Major

Business

FIN	Cohort	Students	Graduated in			Continued to					
			4 Years	5 Years	6 Years	Year 2	Year 3	Year 4	Year 5	Year 6	Year 7
	2000	3	33% (1)	33% (1)	33% (1)	67% (2)	100% (3)	67% (2)	33% (1)	33% (1)	0% (0)
	2001	3	0% (0)	0% (0)	0% (0)	67% (2)	0% (0)	0% (0)	0% (0)	0% (0)	0% (0)
	2002	8	38% (3)	63% (5)	63% (5)	75% (6)	75% (6)	75% (6)	38% (3)	0% (0)	0% (0)
	2003	5	20% (1)	40% (2)	40% (2)	100% (5)	100% (5)	60% (3)	20% (1)	0% (0)	0% (0)
	2004	4	0% (0)	50% (2)	50% (2)	100% (4)	75% (3)	75% (3)	50% (2)	0% (0)	0% (0)
	2005	4	25% (1)	50% (2)	50% (2)	100% (4)	75% (3)	75% (3)	50% (2)	25% (1)	0% (0)
	2006	6	67% (4)	83% (5)	83% (5)	100% (6)	100% (6)	83% (5)	17% (1)	0% (0)	0% (0)
	2007	12	42% (5)	50% (6)	50% (6)	83% (10)	83% (10)	67% (8)	25% (3)	17% (2)	8% (1)
	2008	4	75% (3)	100% (4)	100% (4)	100% (4)	100% (4)	100% (4)	25% (1)	0% (0)	0% (0)
	2009	9	33% (3)	56% (5)	56% (5)	78% (7)	67% (6)	67% (6)	33% (3)	0% (0)	0% (0)
	2010	4	0% (0)	25% (1)		25% (1)	25% (1)	25% (1)	25% (1)	0% (0)	
	2011	3	33% (1)			67% (2)	67% (2)	67% (2)	33% (1)		
	2012	3				67% (2)	33% (1)	0% (0)			
	2013	4				100% (4)	75% (3)				
	2014	6				50% (3)					

The Cohort includes only first-time full time degree-seeking freshmen. The definition of a first-time freshman is a student: (1) attending any postsecondary institution for the first time in the fall term; OR (2) enrolling in the fall term who attended any postsecondary institution for the first time in the prior summer term immediately following high school graduation; OR (3) entering with college credit earned before graduation from high school.

Graduated/Still Enrolled by College and Major

Business

IS	Cohort	Students	Graduated in			Continued to					
			4 Years	5 Years	6 Years	Year 2	Year 3	Year 4	Year 5	Year 6	Year 7
	2000	10	10% (1)	30% (3)	40% (4)	50% (5)	60% (6)	50% (5)	40% (4)	20% (2)	10% (1)
	2001	8	38% (3)	50% (4)	63% (5)	75% (6)	75% (6)	75% (6)	25% (2)	13% (1)	0% (0)
	2002	11	27% (3)	64% (7)	64% (7)	82% (9)	73% (8)	73% (8)	36% (4)	0% (0)	0% (0)
	2003	5	60% (3)	80% (4)	80% (4)	100% (5)	80% (4)	80% (4)	20% (1)	0% (0)	0% (0)
	2004	6	33% (2)	50% (3)	67% (4)	100% (6)	83% (5)	83% (5)	50% (3)	17% (1)	17% (1)
	2005	7	0% (0)	29% (2)	29% (2)	86% (6)	43% (3)	43% (3)	43% (3)	0% (0)	0% (0)
	2006	8	25% (2)	50% (4)	50% (4)	88% (7)	75% (6)	63% (5)	38% (3)	0% (0)	0% (0)
	2007	7	14% (1)	43% (3)	43% (3)	100% (7)	43% (3)	43% (3)	29% (2)	0% (0)	0% (0)
	2008	9	22% (2)	33% (3)	44% (4)	78% (7)	67% (6)	33% (3)	33% (3)	11% (1)	0% (0)
	2009	5	40% (2)	40% (2)	60% (3)	80% (4)	80% (4)	60% (3)	20% (1)	20% (1)	0% (0)
	2010	4	25% (1)	50% (2)		75% (3)	75% (3)	75% (3)	25% (1)	0% (0)	
	2011	1	0% (0)			100% (1)	0% (0)	0% (0)	0% (0)		
	2012	8				75% (6)	63% (5)	63% (5)			
	2013	7				100% (7)	86% (6)				
	2014	5				40% (2)					

The Cohort includes only first-time full time degree-seeking freshmen. The definition of a first-time freshman is a student: (1) attending any postsecondary institution for the first time in the fall term; OR (2) enrolling in the fall term who attended any postsecondary institution for the first time in the prior summer term immediately following high school graduation; OR (3) entering with college credit earned before graduation from high school.

Graduated/Still Enrolled by College and Major

Business

MGT	Cohort	Students	Graduated in			Continued to					
			4 Years	5 Years	6 Years	Year 2	Year 3	Year 4	Year 5	Year 6	Year 7
	2000	13	15% (2)	46% (6)	46% (6)	62% (8)	54% (7)	54% (7)	38% (5)	8% (1)	0% (0)
	2001	13	8% (1)	23% (3)	23% (3)	54% (7)	38% (5)	23% (3)	23% (3)	0% (0)	0% (0)
	2002	10	30% (3)	40% (4)	40% (4)	60% (6)	60% (6)	50% (5)	30% (3)	20% (2)	10% (1)
	2003	20	40% (8)	60% (12)	60% (12)	65% (13)	70% (14)	65% (13)	25% (5)	0% (0)	0% (0)
	2004	28	18% (5)	32% (9)	36% (10)	64% (18)	50% (14)	43% (12)	25% (7)	4% (1)	0% (0)
	2005	29	17% (5)	38% (11)	41% (12)	69% (20)	55% (16)	45% (13)	28% (8)	7% (2)	0% (0)
	2006	25	32% (8)	40% (10)	44% (11)	80% (20)	76% (19)	64% (16)	28% (7)	20% (5)	12% (3)
	2007	33	21% (7)	36% (12)	36% (12)	70% (23)	52% (17)	42% (14)	27% (9)	9% (3)	6% (2)
	2008	39	10% (4)	41% (16)	46% (18)	69% (27)	56% (22)	49% (19)	41% (16)	8% (3)	0% (0)
	2009	33	24% (8)	45% (15)	58% (19)	73% (24)	61% (20)	61% (20)	36% (12)	15% (5)	3% (1)
	2010	11	9% (1)	18% (2)		55% (6)	27% (3)	18% (2)	9% (1)	0% (0)	
	2011	25	24% (6)			60% (15)	44% (11)	40% (10)	12% (3)		
	2012	28				68% (19)	54% (15)	46% (13)			
	2013	31				71% (22)	68% (21)				
	2014	26				96% (25)					

The Cohort includes only first-time full time degree-seeking freshmen. The definition of a first-time freshman is a student: (1) attending any postsecondary institution for the first time in the fall term; OR (2) enrolling in the fall term who attended any postsecondary institution for the first time in the prior summer term immediately following high school graduation; OR (3) entering with college credit earned before graduation from high school.

Graduated/Still Enrolled by College and Major

Business

MKT	Cohort	Students	Graduated in			Continued to					
			4 Years	5 Years	6 Years	Year 2	Year 3	Year 4	Year 5	Year 6	Year 7
	2000	3	33% (1)	33% (1)	33% (1)	67% (2)	33% (1)	33% (1)	0% (0)	0% (0)	0% (0)
	2001	8	38% (3)	38% (3)	50% (4)	63% (5)	50% (4)	63% (5)	13% (1)	13% (1)	0% (0)
	2002	13	31% (4)	38% (5)	38% (5)	62% (8)	54% (7)	46% (6)	8% (1)	0% (0)	0% (0)
	2003	11	27% (3)	45% (5)	45% (5)	91% (10)	64% (7)	55% (6)	36% (4)	18% (2)	9% (1)
	2004	12	33% (4)	42% (5)	42% (5)	83% (10)	67% (8)	50% (6)	25% (3)	8% (1)	8% (1)
	2005	8	13% (1)	50% (4)	50% (4)	63% (5)	63% (5)	63% (5)	50% (4)	0% (0)	0% (0)
	2006	14	14% (2)	43% (6)	57% (8)	64% (9)	64% (9)	64% (9)	57% (8)	29% (4)	7% (1)
	2007	13	8% (1)	31% (4)	31% (4)	69% (9)	38% (5)	38% (5)	31% (4)	15% (2)	15% (2)
	2008	11	18% (2)	45% (5)	45% (5)	73% (8)	73% (8)	55% (6)	45% (5)	18% (2)	9% (1)
	2009	12	17% (2)	33% (4)	42% (5)	83% (10)	50% (6)	58% (7)	25% (3)	8% (1)	0% (0)
	2010	1	0% (0)	0% (0)		100% (1)	0% (0)	0% (0)	0% (0)	0% (0)	
	2011	6	33% (2)			100% (6)	67% (4)	33% (2)	17% (1)		
	2012	9				67% (6)	33% (3)	33% (3)			
	2013	6				83% (5)	83% (5)				
	2014	6				100% (6)					

PEN	Cohort	Students	Graduated in			Continued to					
			4 Years	5 Years	6 Years	Year 2	Year 3	Year 4	Year 5	Year 6	Year 7
	2000	1	0% (0)	0% (0)	0% (0)	0% (0)	0% (0)	0% (0)	0% (0)	0% (0)	0% (0)
	2002	1	100% (1)	100% (1)	100% (1)	100% (1)	100% (1)	100% (1)	0% (0)	0% (0)	0% (0)
	2003	1	0% (0)	0% (0)	0% (0)	100% (1)	0% (0)	0% (0)	0% (0)	0% (0)	0% (0)

The Cohort includes only first-time full time degree-seeking freshmen. The definition of a first-time freshman is a student: (1) attending any postsecondary institution for the first time in the fall term; OR (2) enrolling in the fall term who attended any postsecondary institution for the first time in the prior summer term immediately following high school graduation; OR (3) entering with college credit earned before graduation from high school.

Graduated/Still Enrolled by College and Major

Business

UND	Cohort	Students	Graduated in			Continued to					
			4 Years	5 Years	6 Years	Year 2	Year 3	Year 4	Year 5	Year 6	Year 7
	2000	13	23% (3)	46% (6)	54% (7)	85% (11)	77% (10)	77% (10)	38% (5)	8% (1)	0% (0)
	2001	24	21% (5)	46% (11)	54% (13)	63% (15)	54% (13)	50% (12)	33% (8)	8% (2)	0% (0)
	2002	18	17% (3)	33% (6)	33% (6)	61% (11)	56% (10)	50% (9)	33% (6)	6% (1)	6% (1)
	2003	17	35% (6)	53% (9)	65% (11)	88% (15)	82% (14)	82% (14)	41% (7)	12% (2)	0% (0)
	2004	9	11% (1)	33% (3)	33% (3)	56% (5)	44% (4)	33% (3)	22% (2)	0% (0)	0% (0)
	2005	20	20% (4)	30% (6)	45% (9)	65% (13)	50% (10)	40% (8)	25% (5)	15% (3)	0% (0)
	2006	17	12% (2)	29% (5)	53% (9)	71% (12)	71% (12)	65% (11)	47% (8)	35% (6)	12% (2)
	2007	10	10% (1)	20% (2)	20% (2)	70% (7)	50% (5)	40% (4)	30% (3)	10% (1)	10% (1)
	2008	21	5% (1)	29% (6)	29% (6)	71% (15)	57% (12)	48% (10)	43% (9)	10% (2)	10% (2)
	2009	11	0% (0)	18% (2)	18% (2)	55% (6)	27% (3)	18% (2)	18% (2)	0% (0)	0% (0)
	2010	12	25% (3)	33% (4)		83% (10)	67% (8)	50% (6)	25% (3)	8% (1)	
	2011	3	67% (2)			67% (2)	100% (3)	100% (3)	33% (1)		
	2012	4				50% (2)	25% (1)	25% (1)			
	2014	5				80% (4)					

The Cohort includes only first-time full time degree-seeking freshmen. The definition of a first-time freshman is a student: (1) attending any postsecondary institution for the first time in the fall term; OR (2) enrolling in the fall term who attended any postsecondary institution for the first time in the prior summer term immediately following high school graduation; OR (3) entering with college credit earned before graduation from high school.

Graduated/Still Enrolled by College and Major

Education

EED	Cohort	Students	Graduated in			Continued to						
			4 Years	5 Years	6 Years	Year 2	Year 3	Year 4	Year 5	Year 6	Year 7	
	2014	3				100% (3)						

The Cohort includes only first-time full time degree-seeking freshmen. The definition of a first-time freshman is a student: (1) attending any postsecondary institution for the first time in the fall term; OR (2) enrolling in the fall term who attended any postsecondary institution for the first time in the prior summer term immediately following high school graduation; OR (3) entering with college credit earned before graduation from high school.

Graduated/Still Enrolled by College and Major

Engineering

AE	Cohort	Students	Graduated in			Continued to					
			4 Years	5 Years	6 Years	Year 2	Year 3	Year 4	Year 5	Year 6	Year 7
	2014	52				83% (43)					

CE	Cohort	Students	Graduated in			Continued to					
			4 Years	5 Years	6 Years	Year 2	Year 3	Year 4	Year 5	Year 6	Year 7
	2000	11	27% (3)	45% (5)	45% (5)	64% (7)	55% (6)	45% (5)	9% (1)	0% (0)	0% (0)
	2001	14	0% (0)	21% (3)	21% (3)	71% (10)	29% (4)	21% (3)	21% (3)	0% (0)	0% (0)
	2002	12	17% (2)	42% (5)	42% (5)	83% (10)	75% (9)	67% (8)	42% (5)	8% (1)	8% (1)
	2003	12	0% (0)	17% (2)	33% (4)	67% (8)	67% (8)	50% (6)	33% (4)	17% (2)	8% (1)
	2004	12	8% (1)	42% (5)	67% (8)	83% (10)	83% (10)	83% (10)	67% (8)	17% (2)	8% (1)
	2005	20	20% (4)	55% (11)	60% (12)	95% (19)	80% (16)	80% (16)	65% (13)	25% (5)	15% (3)
	2006	23	9% (2)	48% (11)	57% (13)	87% (20)	78% (18)	83% (19)	65% (15)	9% (2)	4% (1)
	2007	11	9% (1)	64% (7)	73% (8)	82% (9)	82% (9)	82% (9)	64% (7)	9% (1)	0% (0)
	2008	16	19% (3)	56% (9)	63% (10)	88% (14)	81% (13)	81% (13)	75% (12)	31% (5)	19% (3)
	2009	25	20% (5)	44% (11)	56% (14)	64% (16)	64% (16)	60% (15)	40% (10)	16% (4)	4% (1)
	2010	13	15% (2)	38% (5)		85% (11)	77% (10)	69% (9)	62% (8)	46% (6)	
	2011	19	21% (4)			79% (15)	58% (11)	63% (12)	42% (8)		
	2012	18				94% (17)	89% (16)	67% (12)			
	2013	15				87% (13)	73% (11)				
	2014	15				80% (12)					

The Cohort includes only first-time full time degree-seeking freshmen. The definition of a first-time freshman is a student: (1) attending any postsecondary institution for the first time in the fall term; OR (2) enrolling in the fall term who attended any postsecondary institution for the first time in the prior summer term immediately following high school graduation; OR (3) entering with college credit earned before graduation from high school.

Graduated/Still Enrolled by College and Major

Engineering

CHE	Cohort	Students	Graduated in			Continued to					
			4 Years	5 Years	6 Years	Year 2	Year 3	Year 4	Year 5	Year 6	Year 7
	2000	20	20% (4)	55% (11)	60% (12)	95% (19)	80% (16)	75% (15)	55% (11)	10% (2)	5% (1)
	2001	14	14% (2)	43% (6)	50% (7)	93% (13)	79% (11)	71% (10)	36% (5)	14% (2)	21% (3)
	2002	11	18% (2)	73% (8)	82% (9)	91% (10)	82% (9)	82% (9)	64% (7)	9% (1)	0% (0)
	2003	25	32% (8)	52% (13)	68% (17)	88% (22)	76% (19)	76% (19)	44% (11)	20% (5)	0% (0)
	2004	14	14% (2)	36% (5)	64% (9)	93% (13)	79% (11)	71% (10)	57% (8)	36% (5)	7% (1)
	2005	15	0% (0)	27% (4)	33% (5)	73% (11)	47% (7)	53% (8)	47% (7)	13% (2)	13% (2)
	2006	18	17% (3)	39% (7)	39% (7)	72% (13)	61% (11)	50% (9)	33% (6)	6% (1)	6% (1)
	2007	18	39% (7)	56% (10)	78% (14)	83% (15)	83% (15)	78% (14)	39% (7)	22% (4)	0% (0)
	2008	13	23% (3)	69% (9)	69% (9)	69% (9)	69% (9)	69% (9)	54% (7)	8% (1)	8% (1)
	2009	18	28% (5)	44% (8)	61% (11)	78% (14)	67% (12)	67% (12)	33% (6)	17% (3)	0% (0)
	2010	22	32% (7)	64% (14)		100% (22)	82% (18)	82% (18)	45% (10)	14% (3)	
	2011	24	29% (7)			88% (21)	79% (19)	71% (17)	42% (10)		
	2012	19				79% (15)	79% (15)	74% (14)			
	2013	21				81% (17)	67% (14)				
	2014	40				80% (32)					

The Cohort includes only first-time full time degree-seeking freshmen. The definition of a first-time freshman is a student: (1) attending any postsecondary institution for the first time in the fall term; OR (2) enrolling in the fall term who attended any postsecondary institution for the first time in the prior summer term immediately following high school graduation; OR (3) entering with college credit earned before graduation from high school.

Graduated/Still Enrolled by College and Major

Engineering

CPE	Cohort	Students	Graduated in			Continued to					
			4 Years	5 Years	6 Years	Year 2	Year 3	Year 4	Year 5	Year 6	Year 7
	2000	45	7% (3)	36% (16)	47% (21)	78% (35)	73% (33)	69% (31)	60% (27)	31% (14)	20% (9)
	2001	56	13% (7)	32% (18)	43% (24)	79% (44)	68% (38)	57% (32)	45% (25)	25% (14)	13% (7)
	2002	54	13% (7)	33% (18)	43% (23)	78% (42)	61% (33)	63% (34)	43% (23)	20% (11)	11% (6)
	2003	51	4% (2)	29% (15)	39% (20)	78% (40)	73% (37)	65% (33)	59% (30)	29% (15)	22% (11)
	2004	30	3% (1)	27% (8)	40% (12)	80% (24)	57% (17)	53% (16)	53% (16)	33% (10)	13% (4)
	2005	40	8% (3)	18% (7)	25% (10)	73% (29)	60% (24)	50% (20)	40% (16)	28% (11)	23% (9)
	2006	42	12% (5)	31% (13)	50% (21)	76% (32)	74% (31)	76% (32)	55% (23)	36% (15)	17% (7)
	2007	34	6% (2)	21% (7)	38% (13)	79% (27)	71% (24)	68% (23)	56% (19)	35% (12)	15% (5)
	2008	37	5% (2)	24% (9)	32% (12)	68% (25)	54% (20)	51% (19)	38% (14)	19% (7)	11% (4)
	2009	33	3% (1)	27% (9)	42% (14)	73% (24)	55% (18)	52% (17)	45% (15)	21% (7)	6% (2)
	2010	35	6% (2)	43% (15)		80% (28)	60% (21)	66% (23)	49% (17)	11% (4)	
	2011	43	7% (3)			81% (35)	70% (30)	67% (29)	56% (24)		
	2012	23				83% (19)	48% (11)	48% (11)			
	2013	30				73% (22)	70% (21)				
	2014	43				70% (30)					

The Cohort includes only first-time full time degree-seeking freshmen. The definition of a first-time freshman is a student: (1) attending any postsecondary institution for the first time in the fall term; OR (2) enrolling in the fall term who attended any postsecondary institution for the first time in the prior summer term immediately following high school graduation; OR (3) entering with college credit earned before graduation from high school.

Graduated/Still Enrolled by College and Major

Engineering

EE	Cohort	Students	Graduated in			Continued to					
			4 Years	5 Years	6 Years	Year 2	Year 3	Year 4	Year 5	Year 6	Year 7
	2000	19	21% (4)	32% (6)	47% (9)	68% (13)	58% (11)	53% (10)	26% (5)	21% (4)	0% (0)
	2001	21	5% (1)	48% (10)	57% (12)	86% (18)	81% (17)	76% (16)	67% (14)	19% (4)	10% (2)
	2002	24	13% (3)	29% (7)	50% (12)	75% (18)	67% (16)	63% (15)	46% (11)	25% (6)	4% (1)
	2003	29	28% (8)	59% (17)	72% (21)	90% (26)	83% (24)	86% (25)	48% (14)	21% (6)	3% (1)
	2004	25	4% (1)	40% (10)	56% (14)	80% (20)	68% (17)	68% (17)	64% (16)	24% (6)	4% (1)
	2005	19	11% (2)	37% (7)	42% (8)	89% (17)	58% (11)	47% (9)	47% (9)	21% (4)	16% (3)
	2006	23	17% (4)	39% (9)	48% (11)	78% (18)	74% (17)	52% (12)	39% (9)	13% (3)	4% (1)
	2007	18	11% (2)	28% (5)	44% (8)	89% (16)	78% (14)	78% (14)	56% (10)	39% (7)	11% (2)
	2008	23	13% (3)	39% (9)	52% (12)	87% (20)	78% (18)	61% (14)	48% (11)	22% (5)	9% (2)
	2009	27	11% (3)	30% (8)	59% (16)	85% (23)	74% (20)	78% (21)	56% (15)	30% (8)	0% (0)
	2010	24	13% (3)	29% (7)		83% (20)	58% (14)	58% (14)	42% (10)	21% (5)	
	2011	32	34% (11)			94% (30)	81% (26)	81% (26)	47% (15)		
	2012	26				77% (20)	69% (18)	73% (19)			
	2013	38				89% (34)	79% (30)				
	2014	21				81% (17)					

The Cohort includes only first-time full time degree-seeking freshmen. The definition of a first-time freshman is a student: (1) attending any postsecondary institution for the first time in the fall term; OR (2) enrolling in the fall term who attended any postsecondary institution for the first time in the prior summer term immediately following high school graduation; OR (3) entering with college credit earned before graduation from high school.

Graduated/Still Enrolled by College and Major

Engineering

ISE	Cohort	Students	Graduated in			Continued to					
			4 Years	5 Years	6 Years	Year 2	Year 3	Year 4	Year 5	Year 6	Year 7
	2000	1	100% (1)	100% (1)	100% (1)	100% (1)	100% (1)	100% (1)	0% (0)	0% (0)	0% (0)
	2001	4	0% (0)	0% (0)	25% (1)	75% (3)	50% (2)	50% (2)	50% (2)	50% (2)	25% (1)
	2002	4	0% (0)	50% (2)	50% (2)	50% (2)	50% (2)	50% (2)	50% (2)	0% (0)	0% (0)
	2003	7	29% (2)	57% (4)	71% (5)	86% (6)	86% (6)	86% (6)	57% (4)	29% (2)	14% (1)
	2004	4	75% (3)	75% (3)	75% (3)	75% (3)	75% (3)	75% (3)	25% (1)	25% (1)	0% (0)
	2005	3	33% (1)	33% (1)	33% (1)	67% (2)	33% (1)	33% (1)	0% (0)	0% (0)	0% (0)
	2006	3	33% (1)	67% (2)	67% (2)	67% (2)	67% (2)	67% (2)	33% (1)	0% (0)	0% (0)
	2007	4	25% (1)	50% (2)	50% (2)	50% (2)	50% (2)	50% (2)	25% (1)	0% (0)	0% (0)
	2008	6	0% (0)	50% (3)	67% (4)	83% (5)	100% (6)	83% (5)	67% (4)	17% (1)	0% (0)
	2009	4	0% (0)	25% (1)	75% (3)	100% (4)	100% (4)	100% (4)	100% (4)	50% (2)	0% (0)
	2010	6	50% (3)	67% (4)		100% (6)	83% (5)	83% (5)	33% (2)	17% (1)	
	2011	9	11% (1)			89% (8)	89% (8)	89% (8)	67% (6)		
	2012	6				83% (5)	67% (4)	50% (3)			
	2013	4				75% (3)	100% (4)				
	2014	8				88% (7)					

The Cohort includes only first-time full time degree-seeking freshmen. The definition of a first-time freshman is a student: (1) attending any postsecondary institution for the first time in the fall term; OR (2) enrolling in the fall term who attended any postsecondary institution for the first time in the prior summer term immediately following high school graduation; OR (3) entering with college credit earned before graduation from high school.

Graduated/Still Enrolled by College and Major

Engineering

ME	Cohort	Students	Graduated in			Continued to					
			4 Years	5 Years	6 Years	Year 2	Year 3	Year 4	Year 5	Year 6	Year 7
	2000	57	11% (6)	42% (24)	60% (34)	77% (44)	70% (40)	72% (41)	54% (31)	25% (14)	7% (4)
	2001	57	5% (3)	23% (13)	53% (30)	81% (46)	68% (39)	61% (35)	54% (31)	33% (19)	4% (2)
	2002	58	9% (5)	41% (24)	52% (30)	83% (48)	71% (41)	66% (38)	55% (32)	22% (13)	10% (6)
	2003	69	10% (7)	46% (32)	52% (36)	86% (59)	71% (49)	72% (50)	55% (38)	14% (10)	12% (8)
	2004	83	8% (7)	43% (36)	53% (44)	84% (70)	70% (58)	65% (54)	55% (46)	18% (15)	11% (9)
	2005	67	12% (8)	40% (27)	48% (32)	73% (49)	64% (43)	58% (39)	45% (30)	16% (11)	7% (5)
	2006	97	9% (9)	48% (47)	53% (51)	79% (77)	68% (66)	65% (63)	52% (50)	12% (12)	8% (8)
	2007	95	19% (18)	41% (39)	58% (55)	78% (74)	72% (68)	67% (64)	46% (44)	22% (21)	3% (3)
	2008	122	15% (18)	38% (46)	53% (65)	80% (98)	70% (86)	65% (79)	47% (57)	23% (28)	7% (8)
	2009	130	18% (24)	49% (64)	59% (77)	88% (114)	76% (99)	69% (90)	46% (60)	15% (20)	5% (7)
	2010	111	19% (21)	48% (53)		78% (87)	70% (78)	68% (75)	43% (48)	14% (15)	
	2011	104	22% (23)			81% (84)	72% (75)	67% (70)	42% (44)		
	2012	93				86% (80)	71% (66)	68% (63)			
	2013	117				77% (90)	71% (83)				
	2014	108				85% (92)					

The Cohort includes only first-time full time degree-seeking freshmen. The definition of a first-time freshman is a student: (1) attending any postsecondary institution for the first time in the fall term; OR (2) enrolling in the fall term who attended any postsecondary institution for the first time in the prior summer term immediately following high school graduation; OR (3) entering with college credit earned before graduation from high school.

Graduated/Still Enrolled by College and Major

Engineering

OPE	Cohort	Students	Graduated in			Continued to					
			4 Years	5 Years	6 Years	Year 2	Year 3	Year 4	Year 5	Year 6	Year 7
	2000	4	0% (0)	25% (1)	50% (2)	100% (4)	75% (3)	50% (2)	50% (2)	25% (1)	0% (0)
	2001	5	0% (0)	40% (2)	40% (2)	80% (4)	80% (4)	40% (2)	60% (3)	20% (1)	0% (0)
	2002	5	40% (2)	60% (3)	60% (3)	100% (5)	100% (5)	80% (4)	40% (2)	20% (1)	20% (1)
	2003	7	0% (0)	29% (2)	29% (2)	57% (4)	43% (3)	57% (4)	57% (4)	0% (0)	29% (2)
	2004	3	33% (1)	33% (1)	33% (1)	33% (1)	33% (1)	33% (1)	0% (0)	0% (0)	0% (0)
	2005	3	0% (0)	67% (2)	100% (3)	100% (3)	100% (3)	100% (3)	100% (3)	33% (1)	0% (0)
	2006	6	33% (2)	100% (6)	100% (6)	100% (6)	100% (6)	100% (6)	67% (4)	0% (0)	0% (0)
	2007	4	0% (0)	25% (1)	50% (2)	100% (4)	100% (4)	75% (3)	100% (4)	25% (1)	0% (0)
	2008	3	0% (0)	33% (1)	67% (2)	100% (3)	100% (3)	100% (3)	100% (3)	67% (2)	33% (1)
	2009	6	17% (1)	50% (3)	83% (5)	100% (6)	83% (5)	83% (5)	67% (4)	33% (2)	0% (0)
	2010	4	25% (1)	50% (2)		100% (4)	75% (3)	75% (3)	75% (3)	50% (2)	
	2011	5	40% (2)			80% (4)	80% (4)	60% (3)	20% (1)		
	2013	1				100% (1)	0% (0)				
	2014	1				100% (1)					

PEN	Cohort	Students	Graduated in			Continued to					
			4 Years	5 Years	6 Years	Year 2	Year 3	Year 4	Year 5	Year 6	Year 7
	2002	2	50% (1)	50% (1)	50% (1)	100% (2)	100% (2)	100% (2)	0% (0)	0% (0)	0% (0)
	2003	9	22% (2)	44% (4)	44% (4)	78% (7)	56% (5)	44% (4)	22% (2)	0% (0)	0% (0)

The Cohort includes only first-time full time degree-seeking freshmen. The definition of a first-time freshman is a student: (1) attending any postsecondary institution for the first time in the fall term; OR (2) enrolling in the fall term who attended any postsecondary institution for the first time in the prior summer term immediately following high school graduation; OR (3) entering with college credit earned before graduation from high school.

Graduated/Still Enrolled by College and Major

Engineering

UND	Cohort	Students	Graduated in			Continued to					
			4 Years	5 Years	6 Years	Year 2	Year 3	Year 4	Year 5	Year 6	Year 7
	2000	25	4% (1)	40% (10)	40% (10)	60% (15)	48% (12)	52% (13)	48% (12)	8% (2)	4% (1)
	2001	26	0% (0)	27% (7)	50% (13)	69% (18)	65% (17)	73% (19)	62% (16)	38% (10)	15% (4)
	2002	27	19% (5)	33% (9)	48% (13)	85% (23)	85% (23)	70% (19)	44% (12)	30% (8)	15% (4)
	2003	38	18% (7)	39% (15)	47% (18)	76% (29)	66% (25)	61% (23)	39% (15)	16% (6)	8% (3)
	2004	23	0% (0)	22% (5)	39% (9)	70% (16)	57% (13)	48% (11)	43% (10)	17% (4)	9% (2)
	2005	32	6% (2)	34% (11)	34% (11)	56% (18)	53% (17)	47% (15)	31% (10)	3% (1)	3% (1)
	2006	32	6% (2)	22% (7)	31% (10)	69% (22)	56% (18)	56% (18)	44% (14)	22% (7)	13% (4)
	2007	30	10% (3)	40% (12)	47% (14)	73% (22)	70% (21)	57% (17)	53% (16)	17% (5)	10% (3)
	2008	34	9% (3)	32% (11)	44% (15)	68% (23)	71% (24)	59% (20)	47% (16)	24% (8)	15% (5)
	2009	40	10% (4)	40% (16)	53% (21)	73% (29)	58% (23)	65% (26)	48% (19)	18% (7)	5% (2)
	2010	29	3% (1)	48% (14)		79% (23)	72% (21)	55% (16)	52% (15)	7% (2)	
	2011	25	16% (4)			76% (19)	68% (17)	64% (16)	48% (12)		
	2012	34				88% (30)	82% (28)	74% (25)			
	2013	20				75% (15)	70% (14)				
	2014	15				100% (15)					

The Cohort includes only first-time full time degree-seeking freshmen. The definition of a first-time freshman is a student: (1) attending any postsecondary institution for the first time in the fall term; OR (2) enrolling in the fall term who attended any postsecondary institution for the first time in the prior summer term immediately following high school graduation; OR (3) entering with college credit earned before graduation from high school.

Graduated/Still Enrolled by College and Major

General College

PEN	Cohort	Students	Graduated in			Continued to					
			4 Years	5 Years	6 Years	Year 2	Year 3	Year 4	Year 5	Year 6	Year 7
	2003	1	0% (0)	0% (0)	0% (0)	100% (1)	0% (0)	0% (0)	0% (0)	0% (0)	0% (0)
	2004	1	0% (0)	0% (0)	100% (1)	100% (1)	100% (1)	100% (1)	100% (1)	100% (1)	0% (0)

UND	Cohort	Students	Graduated in			Continued to					
			4 Years	5 Years	6 Years	Year 2	Year 3	Year 4	Year 5	Year 6	Year 7
	2000	54	15% (8)	41% (22)	48% (26)	70% (38)	59% (32)	56% (30)	41% (22)	15% (8)	4% (2)
	2001	92	14% (13)	33% (30)	42% (39)	72% (66)	51% (47)	53% (49)	35% (32)	16% (15)	5% (5)
	2002	71	11% (8)	37% (26)	51% (36)	75% (53)	58% (41)	58% (41)	48% (34)	18% (13)	4% (3)
	2003	93	12% (11)	26% (24)	35% (33)	62% (58)	52% (48)	38% (35)	26% (24)	17% (16)	10% (9)
	2004	91	9% (8)	21% (19)	29% (26)	60% (55)	51% (46)	45% (41)	34% (31)	21% (19)	10% (9)
	2006	129	9% (12)	33% (43)	40% (52)	72% (93)	60% (77)	53% (69)	42% (54)	16% (21)	8% (10)
	2007	93	6% (6)	24% (22)	33% (31)	72% (67)	60% (56)	55% (51)	45% (42)	27% (25)	15% (14)
	2008	79	11% (9)	33% (26)	43% (34)	81% (64)	68% (54)	61% (48)	51% (40)	25% (20)	13% (10)
	2009	79	16% (13)	33% (26)	41% (32)	70% (55)	59% (47)	52% (41)	35% (28)	18% (14)	10% (8)
	2010	62	6% (4)	27% (17)		74% (46)	53% (33)	50% (31)	40% (25)	16% (10)	
	2011	69	10% (7)			74% (51)	64% (44)	58% (40)	41% (28)		
	2012	63				70% (44)	54% (34)	51% (32)			

The Cohort includes only first-time full time degree-seeking freshmen. The definition of a first-time freshman is a student: (1) attending any postsecondary institution for the first time in the fall term; OR (2) enrolling in the fall term who attended any postsecondary institution for the first time in the prior summer term immediately following high school graduation; OR (3) entering with college credit earned before graduation from high school.

Graduated/Still Enrolled by College and Major

Nursing

NUL	Cohort	Students	Graduated in			Continued to					
			4 Years	5 Years	6 Years	Year 2	Year 3	Year 4	Year 5	Year 6	Year 7
	2000	23	30% (7)	43% (10)	52% (12)	83% (19)	74% (17)	57% (13)	35% (8)	17% (4)	9% (2)
	2001	25	36% (9)	44% (11)	56% (14)	68% (17)	64% (16)	64% (16)	28% (7)	16% (4)	4% (1)
	2002	27	26% (7)	37% (10)	44% (12)	67% (18)	56% (15)	52% (14)	26% (7)	7% (2)	0% (0)
	2003	63	13% (8)	30% (19)	35% (22)	65% (41)	48% (30)	38% (24)	33% (21)	8% (5)	10% (6)
	2004	53	25% (13)	34% (18)	43% (23)	81% (43)	72% (38)	55% (29)	26% (14)	15% (8)	8% (4)
	2005	55	16% (9)	44% (24)	51% (28)	78% (43)	62% (34)	65% (36)	44% (24)	16% (9)	9% (5)
	2006	65	25% (16)	31% (20)	35% (23)	72% (47)	55% (36)	46% (30)	15% (10)	8% (5)	5% (3)
	2007	74	23% (17)	41% (30)	50% (37)	73% (54)	62% (46)	59% (44)	34% (25)	14% (10)	3% (2)
	2008	74	28% (21)	42% (31)	47% (35)	80% (59)	66% (49)	57% (42)	26% (19)	12% (9)	8% (6)
	2009	77	31% (24)	47% (36)	51% (39)	64% (49)	55% (42)	57% (44)	27% (21)	12% (9)	4% (3)
	2010	51	25% (13)	37% (19)		76% (39)	63% (32)	51% (26)	24% (12)	10% (5)	
	2011	68	37% (25)			74% (50)	65% (44)	57% (39)	16% (11)		
	2012	63				78% (49)	65% (41)	62% (39)			
	2013	69				78% (54)	62% (43)				
	2014	77				71% (55)					

NUN	Cohort	Students	Graduated in			Continued to					
			4 Years	5 Years	6 Years	Year 2	Year 3	Year 4	Year 5	Year 6	Year 7
	2001	1	0% (0)	0% (0)	0% (0)	100% (1)	0% (0)	0% (0)	0% (0)	0% (0)	0% (0)

NUR	Cohort	Students	Graduated in			Continued to					
			4 Years	5 Years	6 Years	Year 2	Year 3	Year 4	Year 5	Year 6	Year 7
	2009	1	100% (1)	100% (1)	100% (1)	100% (1)	100% (1)	0% (0)	0% (0)	0% (0)	0% (0)
	2014	1				100% (1)					

The Cohort includes only first-time full time degree-seeking freshmen. The definition of a first-time freshman is a student: (1) attending any postsecondary institution for the first time in the fall term; OR (2) enrolling in the fall term who attended any postsecondary institution for the first time in the prior summer term immediately following high school graduation; OR (3) entering with college credit earned before graduation from high school.

Graduated/Still Enrolled by College and Major

Nursing

PEN	Cohort	Students	Graduated in			Continued to					
			4 Years	5 Years	6 Years	Year 2	Year 3	Year 4	Year 5	Year 6	Year 7
	2003	4	75% (3)	75% (3)	75% (3)	75% (3)	75% (3)	50% (2)	0% (0)	0% (0)	0% (0)
	2004	1	0% (0)	0% (0)	0% (0)	0% (0)	0% (0)	0% (0)	0% (0)	0% (0)	0% (0)

The Cohort includes only first-time full time degree-seeking freshmen. The definition of a first-time freshman is a student: (1) attending any postsecondary institution for the first time in the fall term; OR (2) enrolling in the fall term who attended any postsecondary institution for the first time in the prior summer term immediately following high school graduation; OR (3) entering with college credit earned before graduation from high school.

Graduated/Still Enrolled by College and Major

Science

BYS	Cohort	Students	Graduated in			Continued to					
			4 Years	5 Years	6 Years	Year 2	Year 3	Year 4	Year 5	Year 6	Year 7
	2000	83	19% (16)	40% (33)	43% (36)	67% (56)	52% (43)	52% (43)	35% (29)	10% (8)	7% (6)
	2001	52	13% (7)	29% (15)	37% (19)	69% (36)	62% (32)	60% (31)	42% (22)	23% (12)	12% (6)
	2002	67	15% (10)	28% (19)	37% (25)	79% (53)	60% (40)	54% (36)	33% (22)	19% (13)	9% (6)
	2003	81	19% (15)	33% (27)	42% (34)	75% (61)	65% (53)	64% (52)	42% (34)	22% (18)	14% (11)
	2004	71	18% (13)	39% (28)	49% (35)	85% (60)	68% (48)	63% (45)	39% (28)	18% (13)	10% (7)
	2005	82	20% (16)	40% (33)	45% (37)	79% (65)	62% (51)	54% (44)	32% (26)	12% (10)	6% (5)
	2006	60	23% (14)	38% (23)	50% (30)	83% (50)	67% (40)	62% (37)	35% (21)	17% (10)	5% (3)
	2007	71	20% (14)	38% (27)	52% (37)	83% (59)	68% (48)	61% (43)	41% (29)	17% (12)	1% (1)
	2008	72	17% (12)	42% (30)	44% (32)	75% (54)	60% (43)	46% (33)	31% (22)	3% (2)	1% (1)
	2009	66	21% (14)	36% (24)	39% (26)	68% (45)	55% (36)	50% (33)	29% (19)	18% (12)	14% (9)
	2010	42	21% (9)	45% (19)		76% (32)	64% (27)	62% (26)	43% (18)	19% (8)	
	2011	50	16% (8)			80% (40)	66% (33)	60% (30)	38% (19)		
	2012	42				81% (34)	62% (26)	55% (23)			
	2013	51				71% (36)	63% (32)				
	2014	42				81% (34)					

The Cohort includes only first-time full time degree-seeking freshmen. The definition of a first-time freshman is a student: (1) attending any postsecondary institution for the first time in the fall term; OR (2) enrolling in the fall term who attended any postsecondary institution for the first time in the prior summer term immediately following high school graduation; OR (3) entering with college credit earned before graduation from high school.

Graduated/Still Enrolled by College and Major

Science

CH	Cohort	Students	Graduated in			Continued to					
			4 Years	5 Years	6 Years	Year 2	Year 3	Year 4	Year 5	Year 6	Year 7
	2000	5	0% (0)	40% (2)	40% (2)	40% (2)	40% (2)	40% (2)	40% (2)	0% (0)	0% (0)
	2001	2	0% (0)	0% (0)	0% (0)	0% (0)	0% (0)	0% (0)	0% (0)	0% (0)	0% (0)
	2002	6	33% (2)	33% (2)	50% (3)	67% (4)	67% (4)	50% (3)	17% (1)	17% (1)	0% (0)
	2003	11	9% (1)	45% (5)	55% (6)	73% (8)	73% (8)	82% (9)	55% (6)	18% (2)	9% (1)
	2004	20	5% (1)	15% (3)	25% (5)	70% (14)	50% (10)	40% (8)	30% (6)	20% (4)	10% (2)
	2005	13	0% (0)	23% (3)	38% (5)	77% (10)	62% (8)	46% (6)	54% (7)	31% (4)	8% (1)
	2006	17	35% (6)	47% (8)	65% (11)	76% (13)	65% (11)	71% (12)	41% (7)	29% (5)	12% (2)
	2007	16	13% (2)	31% (5)	44% (7)	81% (13)	63% (10)	50% (8)	38% (6)	19% (3)	6% (1)
	2008	9	33% (3)	89% (8)	89% (8)	100% (9)	89% (8)	89% (8)	56% (5)	0% (0)	0% (0)
	2009	17	29% (5)	53% (9)	59% (10)	88% (15)	76% (13)	71% (12)	29% (5)	12% (2)	6% (1)
	2010	12	8% (1)	25% (3)		75% (9)	58% (7)	58% (7)	42% (5)	25% (3)	
	2011	15	53% (8)			87% (13)	73% (11)	80% (12)	27% (4)		
	2012	17				76% (13)	59% (10)	47% (8)			
	2013	19				84% (16)	68% (13)				
	2014	19				74% (14)					

The Cohort includes only first-time full time degree-seeking freshmen. The definition of a first-time freshman is a student: (1) attending any postsecondary institution for the first time in the fall term; OR (2) enrolling in the fall term who attended any postsecondary institution for the first time in the prior summer term immediately following high school graduation; OR (3) entering with college credit earned before graduation from high school.

Graduated/Still Enrolled by College and Major

Science

CS	Cohort	Students	Graduated in			Continued to					
			4 Years	5 Years	6 Years	Year 2	Year 3	Year 4	Year 5	Year 6	Year 7
	2000	43	14% (6)	30% (13)	35% (15)	63% (27)	56% (24)	44% (19)	33% (14)	16% (7)	9% (4)
	2001	46	17% (8)	30% (14)	41% (19)	70% (32)	59% (27)	52% (24)	37% (17)	20% (9)	9% (4)
	2002	40	5% (2)	28% (11)	30% (12)	70% (28)	53% (21)	40% (16)	38% (15)	13% (5)	5% (2)
	2003	34	18% (6)	41% (14)	59% (20)	85% (29)	76% (26)	68% (23)	50% (17)	26% (9)	12% (4)
	2004	26	4% (1)	15% (4)	35% (9)	69% (18)	65% (17)	50% (13)	38% (10)	35% (9)	4% (1)
	2005	41	17% (7)	49% (20)	59% (24)	90% (37)	71% (29)	71% (29)	54% (22)	20% (8)	7% (3)
	2006	31	10% (3)	32% (10)	52% (16)	87% (27)	71% (22)	65% (20)	55% (17)	26% (8)	3% (1)
	2007	28	18% (5)	32% (9)	43% (12)	82% (23)	68% (19)	64% (18)	43% (12)	25% (7)	7% (2)
	2008	24	8% (2)	21% (5)	42% (10)	75% (18)	58% (14)	54% (13)	42% (10)	21% (5)	0% (0)
	2009	32	3% (1)	31% (10)	31% (10)	72% (23)	50% (16)	50% (16)	44% (14)	16% (5)	13% (4)
	2010	30	7% (2)	33% (10)		90% (27)	63% (19)	50% (15)	43% (13)	10% (3)	
	2011	19	0% (0)			95% (18)	74% (14)	68% (13)	53% (10)		
	2012	42				88% (37)	69% (29)	62% (26)			
	2013	34				82% (28)	76% (26)				
	2014	49				86% (42)					

ESS	Cohort	Students	Graduated in			Continued to					
			4 Years	5 Years	6 Years	Year 2	Year 3	Year 4	Year 5	Year 6	Year 7
	2009	1	100% (1)	100% (1)	100% (1)	100% (1)	100% (1)	0% (0)	0% (0)	0% (0)	0% (0)
	2010	10	0% (0)	30% (3)		80% (8)	50% (5)	50% (5)	40% (4)	20% (2)	
	2011	6	17% (1)			100% (6)	100% (6)	83% (5)	67% (4)		
	2012	11				82% (9)	45% (5)	36% (4)			
	2013	2				50% (1)	0% (0)				
	2014	12				75% (9)					

The Cohort includes only first-time full time degree-seeking freshmen. The definition of a first-time freshman is a student: (1) attending any postsecondary institution for the first time in the fall term; OR (2) enrolling in the fall term who attended any postsecondary institution for the first time in the prior summer term immediately following high school graduation; OR (3) entering with college credit earned before graduation from high school.

Graduated/Still Enrolled by College and Major

Science

IND	Cohort	Students	Graduated in			Continued to					
			4 Years	5 Years	6 Years	Year 2	Year 3	Year 4	Year 5	Year 6	Year 7
	2012	1				100% (1)	100% (1)	0% (0)			
	2013	1				100% (1)	100% (1)				

MA	Cohort	Students	Graduated in			Continued to					
			4 Years	5 Years	6 Years	Year 2	Year 3	Year 4	Year 5	Year 6	Year 7
	2000	5	40% (2)	40% (2)	40% (2)	80% (4)	40% (2)	40% (2)	0% (0)	0% (0)	20% (1)
	2001	3	0% (0)	67% (2)	67% (2)	100% (3)	67% (2)	67% (2)	100% (3)	33% (1)	33% (1)
	2002	5	0% (0)	20% (1)	20% (1)	60% (3)	40% (2)	40% (2)	40% (2)	0% (0)	0% (0)
	2003	5	20% (1)	80% (4)	80% (4)	100% (5)	100% (5)	80% (4)	60% (3)	0% (0)	0% (0)
	2004	1	0% (0)	0% (0)	0% (0)	100% (1)	100% (1)	100% (1)	100% (1)	0% (0)	0% (0)
	2005	8	13% (1)	50% (4)	63% (5)	75% (6)	63% (5)	75% (6)	50% (4)	13% (1)	0% (0)
	2006	4	25% (1)	75% (3)	75% (3)	100% (4)	100% (4)	100% (4)	50% (2)	0% (0)	0% (0)
	2007	5	20% (1)	40% (2)	80% (4)	100% (5)	100% (5)	60% (3)	60% (3)	40% (2)	0% (0)
	2008	6	33% (2)	50% (3)	50% (3)	67% (4)	67% (4)	50% (3)	17% (1)	0% (0)	0% (0)
	2009	6	50% (3)	50% (3)	50% (3)	83% (5)	67% (4)	67% (4)	17% (1)	17% (1)	0% (0)
	2010	5	20% (1)	20% (1)		80% (4)	80% (4)	60% (3)	40% (2)	40% (2)	
	2011	9	33% (3)			89% (8)	78% (7)	67% (6)	33% (3)		
	2012	3				100% (3)	67% (2)	67% (2)			
	2013	4				75% (3)	75% (3)				
	2014	7				100% (7)					

OPT	Cohort	Students	Graduated in			Continued to					
			4 Years	5 Years	6 Years	Year 2	Year 3	Year 4	Year 5	Year 6	Year 7
	2001	2	50% (1)	50% (1)	50% (1)	100% (2)	50% (1)	50% (1)	0% (0)	0% (0)	0% (0)
	2002	1	0% (0)	0% (0)	100% (1)	100% (1)	100% (1)	100% (1)	100% (1)	100% (1)	0% (0)

The Cohort includes only first-time full time degree-seeking freshmen. The definition of a first-time freshman is a student: (1) attending any postsecondary institution for the first time in the fall term; OR (2) enrolling in the fall term who attended any postsecondary institution for the first time in the prior summer term immediately following high school graduation; OR (3) entering with college credit earned before graduation from high school.

Graduated/Still Enrolled by College and Major

Science

PEN	Cohort	Students	Graduated in			Continued to					
			4 Years	5 Years	6 Years	Year 2	Year 3	Year 4	Year 5	Year 6	Year 7
	2000	1	0% (0)	0% (0)	100% (1)	100% (1)	100% (1)	100% (1)	100% (1)	100% (1)	0% (0)
	2002	1	0% (0)	0% (0)	100% (1)	100% (1)	100% (1)	100% (1)	100% (1)	100% (1)	0% (0)
	2003	5	60% (3)	60% (3)	60% (3)	80% (4)	80% (4)	80% (4)	20% (1)	20% (1)	0% (0)

PH	Cohort	Students	Graduated in			Continued to					
			4 Years	5 Years	6 Years	Year 2	Year 3	Year 4	Year 5	Year 6	Year 7
	2000	2	0% (0)	50% (1)	100% (2)	100% (2)	50% (1)	100% (2)	50% (1)	50% (1)	0% (0)
	2001	5	20% (1)	20% (1)	40% (2)	100% (5)	60% (3)	60% (3)	20% (1)	20% (1)	0% (0)
	2002	14	21% (3)	50% (7)	79% (11)	86% (12)	86% (12)	86% (12)	57% (8)	29% (4)	0% (0)
	2003	22	23% (5)	59% (13)	68% (15)	73% (16)	68% (15)	68% (15)	50% (11)	9% (2)	14% (3)
	2004	17	18% (3)	47% (8)	59% (10)	82% (14)	65% (11)	65% (11)	41% (7)	18% (3)	6% (1)
	2005	20	5% (1)	55% (11)	60% (12)	80% (16)	70% (14)	70% (14)	60% (12)	15% (3)	10% (2)
	2006	17	24% (4)	53% (9)	53% (9)	76% (13)	71% (12)	59% (10)	35% (6)	0% (0)	0% (0)
	2007	18	22% (4)	50% (9)	61% (11)	100% (18)	89% (16)	72% (13)	39% (7)	17% (3)	6% (1)
	2008	24	29% (7)	58% (14)	67% (16)	83% (20)	71% (17)	71% (17)	38% (9)	8% (2)	0% (0)
	2009	15	13% (2)	47% (7)	53% (8)	87% (13)	80% (12)	60% (9)	40% (6)	13% (2)	0% (0)
	2010	17	24% (4)	59% (10)		94% (16)	82% (14)	76% (13)	53% (9)	12% (2)	
	2011	9	44% (4)			89% (8)	89% (8)	78% (7)	22% (2)		
	2012	13				100% (13)	85% (11)	77% (10)			
	2013	16				69% (11)	69% (11)				
	2014	17				88% (15)					

The Cohort includes only first-time full time degree-seeking freshmen. The definition of a first-time freshman is a student: (1) attending any postsecondary institution for the first time in the fall term; OR (2) enrolling in the fall term who attended any postsecondary institution for the first time in the prior summer term immediately following high school graduation; OR (3) entering with college credit earned before graduation from high school.

Graduated/Still Enrolled by College and Major

Science

UND	Cohort	Students	Graduated in			Continued to					
			4 Years	5 Years	6 Years	Year 2	Year 3	Year 4	Year 5	Year 6	Year 7
	2000	11	0% (0)	18% (2)	18% (2)	64% (7)	64% (7)	45% (5)	27% (3)	9% (1)	9% (1)
	2001	7	0% (0)	29% (2)	43% (3)	71% (5)	57% (4)	43% (3)	43% (3)	29% (2)	14% (1)
	2002	11	36% (4)	82% (9)	82% (9)	91% (10)	91% (10)	82% (9)	45% (5)	0% (0)	9% (1)
	2003	17	12% (2)	35% (6)	47% (8)	94% (16)	76% (13)	71% (12)	41% (7)	24% (4)	12% (2)
	2004	9	11% (1)	44% (4)	44% (4)	78% (7)	78% (7)	56% (5)	44% (4)	11% (1)	11% (1)
	2005	16	19% (3)	25% (4)	31% (5)	69% (11)	50% (8)	56% (9)	31% (5)	13% (2)	6% (1)
	2006	24	13% (3)	38% (9)	50% (12)	83% (20)	67% (16)	63% (15)	50% (12)	17% (4)	0% (0)
	2007	20	10% (2)	50% (10)	55% (11)	85% (17)	70% (14)	75% (15)	60% (12)	20% (4)	20% (4)
	2008	16	19% (3)	38% (6)	44% (7)	63% (10)	50% (8)	50% (8)	31% (5)	19% (3)	6% (1)
	2009	16	13% (2)	31% (5)	44% (7)	94% (15)	75% (12)	69% (11)	56% (9)	13% (2)	0% (0)
	2010	13	15% (2)	54% (7)		92% (12)	77% (10)	69% (9)	54% (7)	8% (1)	
	2011	11	27% (3)			82% (9)	64% (7)	64% (7)	36% (4)		
	2012	12				100% (12)	100% (12)	83% (10)			
	2013	16				81% (13)	75% (12)				
	2014	4				50% (2)					

The Cohort includes only first-time full time degree-seeking freshmen. The definition of a first-time freshman is a student: (1) attending any postsecondary institution for the first time in the fall term; OR (2) enrolling in the fall term who attended any postsecondary institution for the first time in the prior summer term immediately following high school graduation; OR (3) entering with college credit earned before graduation from high school.

Section 5

Graduated/Still Enrolled in Original College

This section shows graduation/retention rates by college. The rate includes only students who remained in their original college.

AHSS
Business
Education
Engineering
General
Nursing
Science

Graduated/Still Enrolled in Original College

AHSS

Cohort	Students	Graduated in			Continued to					
		4 Years	5 Years	6 Years	Year 2	Year 3	Year 4	Year 5	Year 6	Year 7
2000	113	7% (8)	15% (17)	17% (19)	50% (57)	35% (39)	27% (31)	17% (19)	7% (8)	5% (6)
2001	89	12% (11)	26% (23)	29% (26)	64% (57)	53% (47)	44% (39)	28% (25)	11% (10)	6% (5)
2002	98	15% (15)	32% (31)	38% (37)	64% (63)	51% (50)	43% (42)	29% (28)	8% (8)	4% (4)
2003	124	9% (11)	27% (33)	34% (42)	64% (79)	48% (59)	45% (56)	35% (44)	14% (17)	6% (8)
2004	93	9% (8)	26% (24)	32% (30)	65% (60)	44% (41)	43% (40)	28% (26)	13% (12)	6% (6)
2005	105	8% (8)	23% (24)	30% (32)	65% (68)	44% (46)	43% (45)	31% (33)	15% (16)	6% (6)
2006	124	12% (15)	28% (35)	32% (40)	62% (77)	50% (62)	42% (52)	26% (32)	9% (11)	4% (5)
2007	131	10% (13)	26% (34)	37% (48)	57% (75)	44% (58)	41% (54)	30% (39)	15% (19)	5% (6)
2008	107	7% (8)	18% (19)	23% (25)	56% (60)	42% (45)	33% (35)	23% (25)	9% (10)	3% (3)
2009	102	9% (9)	26% (27)	30% (31)	63% (64)	40% (41)	36% (37)	29% (30)	6% (6)	3% (3)
2010	69	4% (3)	23% (16)		61% (42)	42% (29)	36% (25)	29% (20)	7% (5)	
2011	78	12% (9)			58% (45)	44% (34)	38% (30)	19% (15)		
2012	70				66% (46)	43% (30)	31% (22)			
2013	120				56% (67)	32% (38)				
2014	116				52% (60)					

The Cohort includes only first-time full time degree-seeking freshmen. The definition of a first-time freshman is a student: (1) attending any postsecondary institution for the first time in the fall term; OR (2) enrolling in the fall term who attended any postsecondary institution for the first time in the prior summer term immediately following high school graduation; OR (3) entering with college credit earned before graduation from high school.

Graduated/Still Enrolled in Original College

Business

Cohort	Students	Graduated in			Continued to					
		4 Years	5 Years	6 Years	Year 2	Year 3	Year 4	Year 5	Year 6	Year 7
2000	59	20% (12)	41% (24)	42% (25)	63% (37)	56% (33)	53% (31)	27% (16)	3% (2)	0% (0)
2001	69	22% (15)	33% (23)	35% (24)	59% (41)	42% (29)	38% (26)	16% (11)	3% (2)	1% (1)
2002	72	24% (17)	40% (29)	40% (29)	61% (44)	50% (36)	44% (32)	21% (15)	1% (1)	0% (0)
2003	67	30% (20)	43% (29)	46% (31)	73% (49)	60% (40)	55% (37)	24% (16)	6% (4)	1% (1)
2004	75	19% (14)	31% (23)	33% (25)	61% (46)	47% (35)	39% (29)	21% (16)	5% (4)	3% (2)
2005	87	17% (15)	33% (29)	36% (31)	61% (53)	40% (35)	38% (33)	20% (17)	3% (3)	0% (0)
2006	86	16% (14)	34% (29)	37% (32)	64% (55)	55% (47)	47% (40)	28% (24)	8% (7)	5% (4)
2007	89	22% (20)	38% (34)	38% (34)	74% (66)	53% (47)	46% (41)	26% (23)	7% (6)	6% (5)
2008	100	12% (12)	35% (35)	38% (38)	60% (60)	48% (48)	43% (43)	30% (30)	6% (6)	3% (3)
2009	79	15% (12)	28% (22)	30% (24)	68% (54)	47% (37)	38% (30)	20% (16)	5% (4)	1% (1)
2010	45	18% (8)	36% (16)		62% (28)	47% (21)	38% (17)	20% (9)	0% (0)	
2011	57	32% (18)			65% (37)	49% (28)	44% (25)	12% (7)		
2012	59				49% (29)	34% (20)	32% (19)			
2013	60				67% (40)	60% (36)				
2014	64				77% (49)					

The Cohort includes only first-time full time degree-seeking freshmen. The definition of a first-time freshman is a student: (1) attending any postsecondary institution for the first time in the fall term; OR (2) enrolling in the fall term who attended any postsecondary institution for the first time in the prior summer term immediately following high school graduation; OR (3) entering with college credit earned before graduation from high school.

Graduated/Still Enrolled in Original College

Education

Cohort	Students	Graduated in			Continued to					
		4 Years	5 Years	6 Years	Year 2	Year 3	Year 4	Year 5	Year 6	Year 7
2014	3				67% (2)					

The Cohort includes only first-time full time degree-seeking freshmen. The definition of a first-time freshman is a student: (1) attending any postsecondary institution for the first time in the fall term; OR (2) enrolling in the fall term who attended any postsecondary institution for the first time in the prior summer term immediately following high school graduation; OR (3) entering with college credit earned before graduation from high school.

Graduated/Still Enrolled in Original College

Engineering

Cohort	Students	Graduated in			Continued to					
		4 Years	5 Years	6 Years	Year 2	Year 3	Year 4	Year 5	Year 6	Year 7
2000	182	9% (16)	28% (51)	38% (70)	66% (120)	55% (100)	49% (90)	37% (68)	15% (28)	5% (10)
2001	197	4% (7)	21% (41)	34% (67)	65% (128)	51% (100)	44% (87)	39% (76)	20% (40)	8% (15)
2002	197	10% (19)	29% (58)	38% (74)	70% (138)	54% (107)	48% (94)	36% (71)	16% (32)	7% (14)
2003	247	11% (28)	33% (82)	40% (99)	73% (180)	60% (149)	53% (132)	39% (96)	14% (34)	9% (21)
2004	194	7% (13)	29% (56)	39% (76)	72% (140)	54% (105)	50% (97)	40% (78)	16% (31)	6% (12)
2005	199	8% (15)	26% (52)	31% (61)	60% (120)	48% (95)	42% (83)	31% (61)	12% (24)	8% (15)
2006	244	10% (25)	35% (86)	39% (96)	68% (166)	57% (140)	53% (129)	37% (91)	8% (19)	5% (12)
2007	214	14% (29)	36% (77)	44% (95)	73% (157)	63% (134)	56% (119)	39% (83)	14% (29)	3% (6)
2008	254	9% (22)	30% (76)	39% (100)	67% (171)	57% (144)	51% (129)	38% (97)	16% (40)	5% (12)
2009	283	12% (33)	32% (91)	42% (118)	72% (203)	52% (148)	49% (140)	35% (98)	12% (34)	2% (5)
2010	244	12% (30)	35% (86)		70% (170)	53% (130)	49% (120)	34% (83)	10% (25)	
2011	261	18% (47)			73% (191)	61% (159)	56% (145)	36% (93)		
2012	219				73% (160)	57% (125)	54% (118)			
2013	246				71% (175)	56% (138)				
2014	303				73% (221)					

The Cohort includes only first-time full time degree-seeking freshmen. The definition of a first-time freshman is a student: (1) attending any postsecondary institution for the first time in the fall term; OR (2) enrolling in the fall term who attended any postsecondary institution for the first time in the prior summer term immediately following high school graduation; OR (3) entering with college credit earned before graduation from high school.

Graduated/Still Enrolled in Original College

General College

Cohort	Students	Graduated in			Continued to					
		4 Years	5 Years	6 Years	Year 2	Year 3	Year 4	Year 5	Year 6	Year 7
2000	54	0% (0)	0% (0)	0% (0)	48% (26)	19% (10)	6% (3)	4% (2)	4% (2)	0% (0)
2001	92	0% (0)	0% (0)	0% (0)	54% (50)	11% (10)	3% (3)	3% (3)	0% (0)	0% (0)
2002	71	0% (0)	0% (0)	0% (0)	52% (37)	18% (13)	4% (3)	1% (1)	1% (1)	0% (0)
2003	94	0% (0)	0% (0)	0% (0)	39% (37)	16% (15)	5% (5)	0% (0)	0% (0)	2% (2)
2004	92	0% (0)	0% (0)	0% (0)	38% (35)	20% (18)	8% (7)	5% (5)	1% (1)	1% (1)
2006	129	0% (0)	0% (0)	0% (0)	37% (48)	13% (17)	5% (6)	2% (2)	1% (1)	0% (0)
2007	93	0% (0)	0% (0)	0% (0)	41% (38)	15% (14)	6% (6)	1% (1)	3% (3)	0% (0)
2008	79	0% (0)	0% (0)	0% (0)	47% (37)	20% (16)	8% (6)	5% (4)	0% (0)	0% (0)
2009	79	0% (0)	0% (0)	0% (0)	39% (31)	18% (14)	5% (4)	0% (0)	0% (0)	0% (0)
2010	62	0% (0)	0% (0)		44% (27)	18% (11)	0% (0)	0% (0)	0% (0)	
2011	69	0% (0)			33% (23)	0% (0)	0% (0)	0% (0)		
2012	63				0% (0)	0% (0)	0% (0)			

The Cohort includes only first-time full time degree-seeking freshmen. The definition of a first-time freshman is a student: (1) attending any postsecondary institution for the first time in the fall term; OR (2) enrolling in the fall term who attended any postsecondary institution for the first time in the prior summer term immediately following high school graduation; OR (3) entering with college credit earned before graduation from high school.

Graduated/Still Enrolled in Original College

Nursing

Cohort	Students	Graduated in			Continued to					
		4 Years	5 Years	6 Years	Year 2	Year 3	Year 4	Year 5	Year 6	Year 7
2000	23	26% (6)	30% (7)	35% (8)	61% (14)	48% (11)	35% (8)	13% (3)	4% (1)	0% (0)
2001	26	31% (8)	35% (9)	42% (11)	58% (15)	50% (13)	46% (12)	15% (4)	8% (2)	0% (0)
2002	27	26% (7)	33% (9)	37% (10)	63% (17)	48% (13)	44% (12)	19% (5)	4% (1)	0% (0)
2003	67	13% (9)	27% (18)	31% (21)	58% (39)	43% (29)	30% (20)	24% (16)	3% (2)	1% (1)
2004	54	22% (12)	28% (15)	35% (19)	76% (41)	61% (33)	41% (22)	17% (9)	7% (4)	0% (0)
2005	55	16% (9)	35% (19)	38% (21)	71% (39)	51% (28)	47% (26)	25% (14)	9% (5)	4% (2)
2006	65	22% (14)	23% (15)	26% (17)	60% (39)	46% (30)	38% (25)	9% (6)	3% (2)	2% (1)
2007	74	20% (15)	28% (21)	32% (24)	62% (46)	47% (35)	43% (32)	16% (12)	5% (4)	0% (0)
2008	74	27% (20)	36% (27)	39% (29)	72% (53)	57% (42)	46% (34)	15% (11)	4% (3)	0% (0)
2009	78	27% (21)	35% (27)	35% (27)	62% (48)	42% (33)	41% (32)	12% (9)	4% (3)	3% (2)
2010	51	24% (12)	29% (15)		61% (31)	49% (25)	39% (20)	16% (8)	6% (3)	
2011	68	34% (23)			69% (47)	59% (40)	51% (35)	13% (9)		
2012	63				70% (44)	52% (33)	46% (29)			
2013	69				65% (45)	41% (28)				
2014	78				64% (50)					

The Cohort includes only first-time full time degree-seeking freshmen. The definition of a first-time freshman is a student: (1) attending any postsecondary institution for the first time in the fall term; OR (2) enrolling in the fall term who attended any postsecondary institution for the first time in the prior summer term immediately following high school graduation; OR (3) entering with college credit earned before graduation from high school.

Graduated/Still Enrolled in Original College

Science

Cohort	Students	Graduated in			Continued to					
		4 Years	5 Years	6 Years	Year 2	Year 3	Year 4	Year 5	Year 6	Year 7
2000	150	11% (16)	21% (31)	21% (31)	53% (79)	33% (50)	25% (38)	14% (21)	2% (3)	2% (3)
2001	117	11% (13)	18% (21)	20% (23)	52% (61)	35% (41)	28% (33)	12% (14)	6% (7)	3% (3)
2002	145	10% (15)	19% (28)	22% (32)	62% (90)	39% (57)	28% (40)	16% (23)	4% (6)	1% (2)
2003	175	12% (21)	26% (46)	31% (54)	65% (114)	46% (81)	41% (71)	25% (43)	7% (13)	3% (5)
2004	144	13% (18)	22% (31)	26% (38)	67% (96)	44% (63)	34% (49)	18% (26)	10% (14)	4% (6)
2005	180	9% (16)	27% (49)	31% (55)	63% (114)	43% (78)	39% (71)	27% (48)	8% (14)	3% (5)
2006	153	17% (26)	32% (49)	38% (58)	73% (111)	53% (81)	42% (65)	27% (41)	10% (15)	1% (2)
2007	158	13% (21)	27% (43)	34% (54)	70% (110)	48% (76)	41% (64)	25% (39)	8% (12)	1% (2)
2008	151	12% (18)	27% (41)	30% (46)	62% (93)	42% (63)	34% (52)	21% (31)	4% (6)	1% (2)
2009	153	12% (18)	22% (34)	23% (35)	63% (96)	39% (60)	31% (48)	18% (28)	9% (14)	3% (5)
2010	129	11% (14)	22% (29)		69% (89)	44% (57)	33% (42)	21% (27)	8% (10)	
2011	119	17% (20)			70% (83)	53% (63)	44% (52)	23% (27)		
2012	141				70% (99)	49% (69)	39% (55)			
2013	143				59% (84)	45% (64)				
2014	150				64% (96)					

The Cohort includes only first-time full time degree-seeking freshmen. The definition of a first-time freshman is a student: (1) attending any postsecondary institution for the first time in the fall term; OR (2) enrolling in the fall term who attended any postsecondary institution for the first time in the prior summer term immediately following high school graduation; OR (3) entering with college credit earned before graduation from high school.

Section 6

Graduated/Still Enrolled by College (with details on changed college)

This section shows graduation/retention rates by college. The rate includes students who remained in their original college, as well as those who changed to a different college, with details on how many students moved to each college.

2000	2008
2001	2009
2002	2010
2003	2011
2004	2012
2005	2013
2006	2014
2007	

Graduated/Still Enrolled by College (with details on changed college)

2000

Cohort College	Graduated in			Continued to					
	4 Years	5 Years	6 Years	Year 2	Year 3	Year 4	Year 5	Year 6	Year 7
AHSS									
BA	2% (2)	6% (7)	9% (10)	9% (10)	8% (9)	9% (10)	6% (7)	3% (3)	1% (1)
EG	0% (0)	1% (1)	2% (2)	4% (4)	3% (3)	2% (2)	2% (2)	1% (1)	0% (0)
GC	0% (0)	0% (0)	0% (0)	2% (2)	2% (2)	2% (2)	0% (0)	0% (0)	0% (0)
LA	7% (8)	15% (17)	17% (19)	50% (57)	35% (39)	27% (31)	17% (19)	7% (8)	5% (6)
NU	0% (0)	0% (0)	1% (1)	0% (0)	0% (0)	0% (0)	1% (1)	1% (1)	0% (0)
SC	1% (1)	1% (1)	2% (2)	2% (2)	1% (1)	2% (2)	1% (1)	1% (1)	0% (0)
LA total (113 students)	10% (11)	23% (26)	30% (34)	66% (75)	48% (54)	42% (47)	27% (30)	12% (14)	6% (7)
Business									
BA	20% (12)	41% (24)	42% (25)	63% (37)	56% (33)	53% (31)	27% (16)	3% (2)	0% (0)
EG	0% (0)	0% (0)	2% (1)	0% (0)	2% (1)	2% (1)	2% (1)	2% (1)	0% (0)
LA	0% (0)	3% (2)	3% (2)	3% (2)	7% (4)	5% (3)	5% (3)	3% (2)	2% (1)
SC	2% (1)	2% (1)	2% (1)	2% (1)	2% (1)	2% (1)	0% (0)	0% (0)	0% (0)
BA total (59 students)	22% (13)	46% (27)	49% (29)	68% (40)	66% (39)	61% (36)	34% (20)	8% (5)	2% (1)
Engineering									
BA	2% (3)	7% (12)	7% (13)	3% (6)	5% (10)	8% (15)	5% (10)	3% (5)	1% (2)
EG	9% (16)	28% (51)	38% (70)	66% (120)	55% (100)	49% (90)	37% (68)	15% (28)	5% (10)
GC	0% (0)	0% (0)	0% (0)	1% (2)	1% (1)	0% (0)	0% (0)	0% (0)	0% (0)
LA	1% (2)	3% (5)	3% (5)	3% (5)	2% (4)	3% (6)	3% (5)	1% (2)	1% (1)
SC	1% (1)	3% (6)	3% (6)	3% (5)	4% (7)	4% (7)	3% (6)	1% (2)	1% (2)
EG total (182 students)	12% (22)	41% (74)	52% (94)	76% (138)	67% (122)	65% (118)	49% (89)	20% (37)	8% (15)

The Cohort includes only first-time full time degree-seeking freshmen. The definition of a first-time freshman is a student: (1) attending any postsecondary institution for the first time in the fall term; OR (2) enrolling in the fall term who attended any postsecondary institution for the first time in the prior summer term immediately following high school graduation; OR (3) entering with college credit earned before graduation from high school.

11/3/2015

Graduated/Still Enrolled by College (with details on changed college)

2000

Cohort College	Graduated in			Continued to					
	4 Years	5 Years	6 Years	Year 2	Year 3	Year 4	Year 5	Year 6	Year 7
General College									
BA	6% (3)	11% (6)	17% (9)	7% (4)	13% (7)	15% (8)	11% (6)	6% (3)	2% (1)
EG	0% (0)	0% (0)	0% (0)	0% (0)	0% (0)	2% (1)	2% (1)	2% (1)	2% (1)
GC	0% (0)	0% (0)	0% (0)	48% (26)	19% (10)	6% (3)	4% (2)	4% (2)	0% (0)
LA	6% (3)	20% (11)	22% (12)	7% (4)	19% (10)	20% (11)	17% (9)	2% (1)	0% (0)
NU	2% (1)	2% (1)	2% (1)	2% (1)	2% (1)	2% (1)	0% (0)	0% (0)	0% (0)
SC	2% (1)	7% (4)	7% (4)	6% (3)	7% (4)	11% (6)	7% (4)	2% (1)	0% (0)
GC total (54 students)	15% (8)	41% (22)	48% (26)	70% (38)	59% (32)	56% (30)	41% (22)	15% (8)	4% (2)
Nursing									
BA	0% (0)	4% (1)	4% (1)	0% (0)	4% (1)	4% (1)	4% (1)	0% (0)	0% (0)
LA	4% (1)	4% (1)	4% (1)	13% (3)	13% (3)	9% (2)	4% (1)	4% (1)	4% (1)
NU	26% (6)	30% (7)	35% (8)	61% (14)	48% (11)	35% (8)	13% (3)	4% (1)	0% (0)
SC	0% (0)	4% (1)	9% (2)	9% (2)	9% (2)	9% (2)	13% (3)	9% (2)	4% (1)
NU total (23 students)	30% (7)	43% (10)	52% (12)	83% (19)	74% (17)	57% (13)	35% (8)	17% (4)	9% (2)

The Cohort includes only first-time full time degree-seeking freshmen. The definition of a first-time freshman is a student: (1) attending any postsecondary institution for the first time in the fall term; OR (2) enrolling in the fall term who attended any postsecondary institution for the first time in the prior summer term immediately following high school graduation; OR (3) entering with college credit earned before graduation from high school.

11/3/2015

Graduated/Still Enrolled by College (with details on changed college)

2000

Cohort College	Graduated in			Continued to					
	4 Years	5 Years	6 Years	Year 2	Year 3	Year 4	Year 5	Year 6	Year 7
Science									
BA	3% (5)	7% (11)	10% (15)	4% (6)	9% (13)	10% (15)	9% (14)	6% (9)	3% (4)
EG	0% (0)	2% (3)	2% (3)	2% (3)	3% (4)	3% (5)	2% (3)	1% (1)	1% (1)
GC	0% (0)	0% (0)	0% (0)	1% (1)	1% (1)	1% (1)	0% (0)	0% (0)	0% (0)
LA	1% (2)	3% (5)	5% (7)	5% (8)	6% (9)	6% (9)	5% (8)	2% (3)	1% (2)
NU	1% (1)	2% (3)	3% (4)	1% (2)	2% (3)	3% (5)	3% (4)	1% (2)	1% (2)
SC	11% (16)	21% (31)	21% (31)	53% (79)	33% (50)	25% (38)	14% (21)	2% (3)	2% (3)
SC total (150 students)	16% (24)	35% (53)	40% (60)	66% (99)	53% (80)	49% (73)	33% (50)	12% (18)	8% (12)
2000 UAH total (581 students)	15% (85)	36% (212)	44% (255)	70% (409)	59% (344)	55% (317)	38% (219)	15% (86)	7% (39)

The Cohort includes only first-time full time degree-seeking freshmen. The definition of a first-time freshman is a student: (1) attending any postsecondary institution for the first time in the fall term; OR (2) enrolling in the fall term who attended any postsecondary institution for the first time in the prior summer term immediately following high school graduation; OR (3) entering with college credit earned before graduation from high school.

11/3/2015

Graduated/Still Enrolled by College (with details on changed college)

2001

Cohort College	Graduated in			Continued to					
	4 Years	5 Years	6 Years	Year 2	Year 3	Year 4	Year 5	Year 6	Year 7
AHSS									
BA	2% (2)	8% (7)	9% (8)	7% (6)	9% (8)	10% (9)	9% (8)	3% (3)	2% (2)
EG	0% (0)	0% (0)	0% (0)	0% (0)	0% (0)	1% (1)	0% (0)	0% (0)	0% (0)
GC	0% (0)	0% (0)	0% (0)	2% (2)	0% (0)	0% (0)	0% (0)	0% (0)	0% (0)
LA	12% (11)	26% (23)	29% (26)	64% (57)	53% (47)	44% (39)	28% (25)	11% (10)	6% (5)
NU	0% (0)	0% (0)	1% (1)	1% (1)	2% (2)	1% (1)	0% (0)	2% (2)	1% (1)
SC	0% (0)	2% (2)	2% (2)	2% (2)	3% (3)	2% (2)	2% (2)	0% (0)	0% (0)
LA total (89 students)	15% (13)	36% (32)	42% (37)	76% (68)	67% (60)	58% (52)	39% (35)	17% (15)	9% (8)
Business									
BA	22% (15)	33% (23)	35% (24)	59% (41)	42% (29)	38% (26)	16% (11)	3% (2)	1% (1)
EG	0% (0)	1% (1)	3% (2)	1% (1)	3% (2)	3% (2)	3% (2)	1% (1)	0% (0)
LA	0% (0)	3% (2)	6% (4)	0% (0)	4% (3)	6% (4)	6% (4)	3% (2)	0% (0)
NU	3% (2)	3% (2)	3% (2)	1% (1)	3% (2)	3% (2)	0% (0)	0% (0)	0% (0)
SC	0% (0)	0% (0)	0% (0)	1% (1)	0% (0)	0% (0)	0% (0)	0% (0)	0% (0)
BA total (69 students)	25% (17)	41% (28)	46% (32)	64% (44)	52% (36)	49% (34)	25% (17)	7% (5)	1% (1)

The Cohort includes only first-time full time degree-seeking freshmen. The definition of a first-time freshman is a student: (1) attending any postsecondary institution for the first time in the fall term; OR (2) enrolling in the fall term who attended any postsecondary institution for the first time in the prior summer term immediately following high school graduation; OR (3) entering with college credit earned before graduation from high school.

11/3/2015

Graduated/Still Enrolled by College (with details on changed college)

2001

Cohort College	Graduated in			Continued to					
	4 Years	5 Years	6 Years	Year 2	Year 3	Year 4	Year 5	Year 6	Year 7
Engineering									
BA	2% (3)	5% (9)	6% (12)	9% (18)	8% (16)	8% (16)	6% (11)	2% (4)	1% (1)
EG	4% (7)	21% (41)	34% (67)	65% (128)	51% (100)	44% (87)	39% (76)	20% (40)	8% (15)
GC	0% (0)	0% (0)	0% (0)	2% (3)	1% (2)	1% (1)	1% (1)	1% (1)	0% (0)
LA	0% (0)	2% (4)	3% (6)	2% (4)	4% (8)	5% (9)	4% (8)	3% (5)	1% (2)
NU	0% (0)	1% (1)	1% (1)	0% (0)	1% (1)	1% (1)	1% (1)	0% (0)	1% (1)
SC	2% (3)	2% (4)	3% (6)	2% (3)	3% (5)	3% (5)	1% (2)	1% (2)	0% (0)
EG total (197 students)	7% (13)	30% (59)	47% (92)	79% (156)	67% (132)	60% (119)	50% (99)	26% (52)	10% (19)
General College									
BA	5% (5)	15% (14)	20% (18)	3% (3)	11% (10)	20% (18)	13% (12)	7% (6)	2% (2)
EG	0% (0)	3% (3)	3% (3)	3% (3)	5% (5)	4% (4)	4% (4)	1% (1)	1% (1)
GC	0% (0)	0% (0)	0% (0)	54% (50)	11% (10)	3% (3)	3% (3)	0% (0)	0% (0)
LA	5% (5)	10% (9)	11% (10)	7% (6)	14% (13)	11% (10)	7% (6)	3% (3)	2% (2)
NU	2% (2)	2% (2)	3% (3)	1% (1)	3% (3)	4% (4)	2% (2)	1% (1)	0% (0)
SC	1% (1)	2% (2)	5% (5)	3% (3)	7% (6)	11% (10)	5% (5)	4% (4)	0% (0)
GC total (92 students)	14% (13)	33% (30)	42% (39)	72% (66)	51% (47)	53% (49)	35% (32)	16% (15)	5% (5)

The Cohort includes only first-time full time degree-seeking freshmen. The definition of a first-time freshman is a student: (1) attending any postsecondary institution for the first time in the fall term; OR (2) enrolling in the fall term who attended any postsecondary institution for the first time in the prior summer term immediately following high school graduation; OR (3) entering with college credit earned before graduation from high school.

11/3/2015

Graduated/Still Enrolled by College (with details on changed college)

2001

Cohort College	Graduated in			Continued to					
	4 Years	5 Years	6 Years	Year 2	Year 3	Year 4	Year 5	Year 6	Year 7
Nursing									
BA	0% (0)	0% (0)	4% (1)	0% (0)	4% (1)	12% (3)	4% (1)	4% (1)	0% (0)
GC	0% (0)	0% (0)	0% (0)	4% (1)	0% (0)	0% (0)	0% (0)	0% (0)	0% (0)
LA	4% (1)	8% (2)	8% (2)	4% (1)	8% (2)	4% (1)	8% (2)	4% (1)	4% (1)
NU	31% (8)	35% (9)	42% (11)	58% (15)	50% (13)	46% (12)	15% (4)	8% (2)	0% (0)
SC	0% (0)	0% (0)	0% (0)	4% (1)	0% (0)	0% (0)	0% (0)	0% (0)	0% (0)
NU total (26 students)	35% (9)	42% (11)	54% (14)	69% (18)	62% (16)	62% (16)	27% (7)	15% (4)	4% (1)
Science									
BA	3% (3)	8% (9)	10% (12)	6% (7)	11% (13)	12% (14)	13% (15)	7% (8)	4% (5)
EG	0% (0)	1% (1)	3% (3)	3% (4)	3% (4)	3% (4)	5% (6)	3% (3)	1% (1)
LA	1% (1)	3% (4)	5% (6)	6% (7)	7% (8)	9% (10)	8% (9)	4% (5)	2% (2)
NU	0% (0)	0% (0)	2% (2)	3% (4)	3% (3)	3% (3)	2% (2)	2% (2)	1% (1)
SC	11% (13)	18% (21)	20% (23)	52% (61)	35% (41)	28% (33)	12% (14)	6% (7)	3% (3)
SC total (117 students)	15% (17)	30% (35)	39% (46)	71% (83)	59% (69)	55% (64)	39% (46)	21% (25)	10% (12)
2001 UAH total (590 students)	14% (82)	33% (195)	44% (260)	74% (435)	61% (360)	57% (334)	40% (236)	20% (116)	8% (46)

The Cohort includes only first-time full time degree-seeking freshmen. The definition of a first-time freshman is a student: (1) attending any postsecondary institution for the first time in the fall term; OR (2) enrolling in the fall term who attended any postsecondary institution for the first time in the prior summer term immediately following high school graduation; OR (3) entering with college credit earned before graduation from high school.

11/3/2015

Graduated/Still Enrolled by College (with details on changed college)

2002

Cohort College	Graduated in			Continued to					
	4 Years	5 Years	6 Years	Year 2	Year 3	Year 4	Year 5	Year 6	Year 7
AHSS									
BA	2% (2)	7% (7)	7% (7)	4% (4)	9% (9)	9% (9)	5% (5)	1% (1)	2% (2)
EG	0% (0)	0% (0)	0% (0)	0% (0)	0% (0)	1% (1)	1% (1)	0% (0)	0% (0)
LA	15% (15)	32% (31)	38% (37)	64% (63)	51% (50)	43% (42)	29% (28)	8% (8)	4% (4)
NU	1% (1)	1% (1)	1% (1)	1% (1)	1% (1)	1% (1)	0% (0)	0% (0)	0% (0)
SC	0% (0)	1% (1)	2% (2)	2% (2)	1% (1)	2% (2)	2% (2)	1% (1)	0% (0)
LA total (98 students)	18% (18)	41% (40)	48% (47)	71% (70)	62% (61)	56% (55)	37% (36)	10% (10)	6% (6)
Business									
BA	24% (17)	40% (29)	40% (29)	61% (44)	50% (36)	44% (32)	21% (15)	1% (1)	0% (0)
EG	0% (0)	0% (0)	0% (0)	1% (1)	1% (1)	3% (2)	0% (0)	0% (0)	1% (1)
LA	4% (3)	6% (4)	6% (4)	4% (3)	11% (8)	10% (7)	7% (5)	3% (2)	1% (1)
NU	0% (0)	0% (0)	0% (0)	0% (0)	0% (0)	0% (0)	0% (0)	0% (0)	1% (1)
SC	1% (1)	1% (1)	1% (1)	1% (1)	1% (1)	3% (2)	0% (0)	0% (0)	0% (0)
BA total (72 students)	29% (21)	47% (34)	47% (34)	68% (49)	64% (46)	60% (43)	28% (20)	4% (3)	4% (3)
Engineering									
BA	3% (5)	6% (11)	7% (14)	5% (9)	9% (17)	9% (18)	6% (11)	3% (5)	2% (3)
EG	10% (19)	29% (58)	38% (74)	70% (138)	54% (107)	48% (94)	36% (71)	16% (32)	7% (14)
LA	0% (0)	2% (3)	2% (4)	2% (3)	2% (4)	3% (5)	3% (5)	1% (2)	0% (0)
NU	1% (1)	1% (2)	1% (2)	1% (2)	3% (5)	3% (5)	1% (2)	1% (1)	0% (0)
SC	1% (2)	2% (3)	2% (4)	4% (8)	4% (7)	5% (9)	3% (5)	1% (1)	1% (2)
EG total (197 students)	14% (27)	39% (77)	50% (98)	81% (160)	71% (140)	66% (131)	48% (94)	21% (41)	10% (19)

The Cohort includes only first-time full time degree-seeking freshmen. The definition of a first-time freshman is a student: (1) attending any postsecondary institution for the first time in the fall term; OR (2) enrolling in the fall term who attended any postsecondary institution for the first time in the prior summer term immediately following high school graduation; OR (3) entering with college credit earned before graduation from high school.

11/3/2015

Graduated/Still Enrolled by College (with details on changed college)

2002

Cohort College	Graduated in			Continued to					
	4 Years	5 Years	6 Years	Year 2	Year 3	Year 4	Year 5	Year 6	Year 7
General College									
BA	4% (3)	13% (9)	17% (12)	4% (3)	13% (9)	15% (11)	13% (9)	4% (3)	0% (0)
EG	0% (0)	3% (2)	4% (3)	4% (3)	6% (4)	6% (4)	4% (3)	1% (1)	0% (0)
GC	0% (0)	0% (0)	0% (0)	52% (37)	18% (13)	4% (3)	1% (1)	1% (1)	0% (0)
LA	3% (2)	7% (5)	14% (10)	6% (4)	7% (5)	13% (9)	14% (10)	8% (6)	1% (1)
NU	1% (1)	4% (3)	6% (4)	4% (3)	4% (3)	6% (4)	6% (4)	1% (1)	1% (1)
SC	3% (2)	10% (7)	10% (7)	4% (3)	10% (7)	14% (10)	10% (7)	1% (1)	1% (1)
GC total (71 students)	11% (8)	37% (26)	51% (36)	75% (53)	58% (41)	58% (41)	48% (34)	18% (13)	4% (3)
Nursing									
LA	0% (0)	0% (0)	4% (1)	4% (1)	4% (1)	4% (1)	4% (1)	4% (1)	0% (0)
NU	26% (7)	33% (9)	37% (10)	63% (17)	48% (13)	44% (12)	19% (5)	4% (1)	0% (0)
SC	0% (0)	4% (1)	4% (1)	0% (0)	4% (1)	4% (1)	4% (1)	0% (0)	0% (0)
NU total (27 students)	26% (7)	37% (10)	44% (12)	67% (18)	56% (15)	52% (14)	26% (7)	7% (2)	0% (0)
Science									
BA	1% (1)	6% (8)	6% (9)	1% (2)	6% (8)	6% (9)	6% (8)	1% (2)	0% (0)
EG	1% (2)	3% (5)	5% (7)	5% (7)	6% (8)	7% (10)	6% (8)	3% (5)	2% (3)
GC	0% (0)	0% (0)	0% (0)	1% (2)	1% (1)	0% (0)	0% (0)	0% (0)	0% (0)
LA	1% (1)	3% (5)	6% (9)	3% (5)	6% (8)	8% (11)	7% (10)	6% (9)	3% (4)
NU	1% (2)	2% (3)	4% (6)	4% (6)	6% (9)	7% (10)	4% (6)	2% (3)	0% (0)
SC	10% (15)	19% (28)	22% (32)	62% (90)	39% (57)	28% (40)	16% (23)	4% (6)	1% (2)
SC total (145 students)	14% (21)	34% (49)	43% (63)	77% (112)	63% (91)	55% (80)	38% (55)	17% (25)	6% (9)

The Cohort includes only first-time full time degree-seeking freshmen. The definition of a first-time freshman is a student: (1) attending any postsecondary institution for the first time in the fall term; OR (2) enrolling in the fall term who attended any postsecondary institution for the first time in the prior summer term immediately following high school graduation; OR (3) entering with college credit earned before graduation from high school.

11/3/2015

Graduated/Still Enrolled by College (with details on changed college)

2002

<u>Cohort College</u>	Graduated in			Continued to						
	<u>4 Years</u>	<u>5 Years</u>	<u>6 Years</u>	<u>Year 2</u>	<u>Year 3</u>	<u>Year 4</u>	<u>Year 5</u>	<u>Year 6</u>	<u>Year 7</u>	
2002 UAH total (610 students)	17% (102)	39% (236)	48% (290)	76% (462)	65% (394)	60% (364)	40% (246)	15% (94)	7% (40)	

The Cohort includes only first-time full time degree-seeking freshmen. The definition of a first-time freshman is a student: (1) attending any postsecondary institution for the first time in the fall term; OR (2) enrolling in the fall term who attended any postsecondary institution for the first time in the prior summer term immediately following high school graduation; OR (3) entering with college credit earned before graduation from high school.

Graduated/Still Enrolled by College (with details on changed college)

2003

Cohort College	Graduated in			Continued to					
	4 Years	5 Years	6 Years	Year 2	Year 3	Year 4	Year 5	Year 6	Year 7
AHSS									
BA	2% (3)	4% (5)	6% (8)	4% (5)	5% (6)	6% (8)	4% (5)	4% (5)	2% (2)
EG	0% (0)	0% (0)	1% (1)	1% (1)	1% (1)	1% (1)	1% (1)	1% (1)	0% (0)
GC	0% (0)	0% (0)	0% (0)	1% (1)	1% (1)	0% (0)	0% (0)	0% (0)	1% (1)
LA	9% (11)	27% (33)	34% (42)	64% (79)	48% (59)	45% (56)	35% (44)	14% (17)	6% (8)
NU	1% (1)	1% (1)	1% (1)	2% (3)	4% (5)	2% (3)	1% (1)	0% (0)	0% (0)
SC	2% (2)	2% (2)	2% (3)	2% (3)	2% (2)	2% (3)	1% (1)	2% (2)	0% (0)
LA total (124 students)	14% (17)	33% (41)	44% (55)	74% (92)	60% (74)	57% (71)	42% (52)	20% (25)	9% (11)
Business									
BA	30% (20)	43% (29)	46% (31)	73% (49)	60% (40)	55% (37)	24% (16)	6% (4)	1% (1)
EG	0% (0)	0% (0)	0% (0)	0% (0)	1% (1)	0% (0)	0% (0)	0% (0)	0% (0)
LA	4% (3)	6% (4)	6% (4)	6% (4)	6% (4)	6% (4)	1% (1)	0% (0)	0% (0)
NU	1% (1)	4% (3)	4% (3)	3% (2)	6% (4)	4% (3)	3% (2)	0% (0)	0% (0)
BA total (67 students)	36% (24)	54% (36)	57% (38)	82% (55)	73% (49)	66% (44)	28% (19)	6% (4)	1% (1)

The Cohort includes only first-time full time degree-seeking freshmen. The definition of a first-time freshman is a student: (1) attending any postsecondary institution for the first time in the fall term; OR (2) enrolling in the fall term who attended any postsecondary institution for the first time in the prior summer term immediately following high school graduation; OR (3) entering with college credit earned before graduation from high school.

11/3/2015

Graduated/Still Enrolled by College (with details on changed college)

2003

Cohort College	Graduated in			Continued to					
	4 Years	5 Years	6 Years	Year 2	Year 3	Year 4	Year 5	Year 6	Year 7
Engineering									
BA	1% (3)	3% (8)	4% (10)	2% (6)	3% (8)	6% (14)	3% (7)	1% (2)	0% (1)
EG	11% (28)	33% (82)	40% (99)	73% (180)	60% (149)	53% (132)	39% (96)	14% (34)	9% (21)
GC	0% (0)	0% (0)	0% (0)	0% (0)	0% (0)	0% (0)	0% (1)	0% (0)	0% (0)
LA	1% (2)	2% (6)	3% (7)	4% (10)	5% (12)	6% (15)	4% (10)	2% (6)	2% (5)
NU	0% (1)	1% (2)	1% (2)	0% (1)	1% (3)	1% (3)	1% (2)	0% (1)	0% (0)
SC	1% (2)	2% (6)	4% (9)	2% (4)	2% (4)	2% (6)	2% (6)	1% (3)	0% (0)
EG total (247 students)	15% (36)	42% (104)	51% (127)	81% (201)	71% (176)	69% (170)	49% (122)	19% (46)	11% (27)
General College									
BA	6% (6)	12% (11)	16% (15)	5% (5)	13% (12)	15% (14)	11% (10)	7% (7)	3% (3)
EG	0% (0)	1% (1)	2% (2)	1% (1)	1% (1)	2% (2)	4% (4)	2% (2)	2% (2)
GC	0% (0)	0% (0)	0% (0)	39% (37)	16% (15)	5% (5)	0% (0)	0% (0)	2% (2)
LA	4% (4)	7% (7)	12% (11)	10% (9)	12% (11)	10% (9)	6% (6)	5% (5)	1% (1)
NU	0% (0)	2% (2)	2% (2)	4% (4)	3% (3)	2% (2)	2% (2)	0% (0)	0% (0)
SC	1% (1)	3% (3)	3% (3)	3% (3)	6% (6)	3% (3)	2% (2)	2% (2)	1% (1)
GC total (94 students)	12% (11)	26% (24)	35% (33)	63% (59)	51% (48)	37% (35)	26% (24)	17% (16)	10% (9)

The Cohort includes only first-time full time degree-seeking freshmen. The definition of a first-time freshman is a student: (1) attending any postsecondary institution for the first time in the fall term; OR (2) enrolling in the fall term who attended any postsecondary institution for the first time in the prior summer term immediately following high school graduation; OR (3) entering with college credit earned before graduation from high school.

11/3/2015

Graduated/Still Enrolled by College (with details on changed college)

2003

Cohort College	Graduated in			Continued to					
	4 Years	5 Years	6 Years	Year 2	Year 3	Year 4	Year 5	Year 6	Year 7
Nursing									
BA	1% (1)	3% (2)	3% (2)	3% (2)	3% (2)	3% (2)	3% (2)	3% (2)	3% (2)
EG	0% (0)	0% (0)	0% (0)	0% (0)	0% (0)	0% (0)	0% (0)	0% (0)	1% (1)
GC	0% (0)	0% (0)	0% (0)	0% (0)	1% (1)	0% (0)	0% (0)	0% (0)	0% (0)
LA	1% (1)	1% (1)	1% (1)	4% (3)	1% (1)	3% (2)	3% (2)	1% (1)	3% (2)
NU	13% (9)	27% (18)	31% (21)	58% (39)	43% (29)	30% (20)	24% (16)	3% (2)	1% (1)
SC	0% (0)	1% (1)	1% (1)	0% (0)	0% (0)	3% (2)	1% (1)	0% (0)	0% (0)
NU total (67 students)	16% (11)	33% (22)	37% (25)	66% (44)	49% (33)	39% (26)	31% (21)	7% (5)	9% (6)
Science									
BA	2% (3)	4% (7)	6% (11)	3% (5)	5% (9)	5% (9)	5% (8)	5% (9)	5% (8)
EG	1% (1)	2% (3)	2% (4)	2% (3)	3% (6)	5% (8)	6% (10)	3% (5)	2% (4)
GC	0% (0)	0% (0)	0% (0)	0% (0)	0% (0)	2% (3)	0% (0)	0% (0)	0% (0)
LA	3% (5)	6% (11)	8% (14)	5% (8)	9% (16)	9% (16)	6% (10)	2% (3)	1% (2)
NU	2% (3)	3% (5)	4% (7)	5% (9)	7% (12)	7% (12)	5% (8)	3% (6)	1% (2)
SC	12% (21)	26% (46)	31% (54)	65% (114)	46% (81)	41% (71)	25% (43)	7% (13)	3% (5)
SC total (175 students)	19% (33)	41% (72)	51% (90)	79% (139)	71% (124)	68% (119)	45% (79)	21% (36)	12% (21)
2003 UAH total (774 students)	17% (132)	39% (299)	48% (368)	76% (590)	65% (504)	60% (465)	41% (317)	17% (132)	10% (75)

The Cohort includes only first-time full time degree-seeking freshmen. The definition of a first-time freshman is a student: (1) attending any postsecondary institution for the first time in the fall term; OR (2) enrolling in the fall term who attended any postsecondary institution for the first time in the prior summer term immediately following high school graduation; OR (3) entering with college credit earned before graduation from high school.

11/3/2015

Graduated/Still Enrolled by College (with details on changed college)

2004

Cohort College	Graduated in			Continued to					
	4 Years	5 Years	6 Years	Year 2	Year 3	Year 4	Year 5	Year 6	Year 7
AHSS									
BA	2% (2)	9% (8)	9% (8)	4% (4)	8% (7)	9% (8)	5% (5)	1% (1)	0% (0)
EG	0% (0)	1% (1)	1% (1)	2% (2)	1% (1)	1% (1)	1% (1)	0% (0)	1% (1)
GC	0% (0)	0% (0)	0% (0)	0% (0)	1% (1)	0% (0)	0% (0)	0% (0)	1% (1)
LA	9% (8)	26% (24)	32% (30)	65% (60)	44% (41)	43% (40)	28% (26)	13% (12)	6% (6)
NU	0% (0)	0% (0)	0% (0)	2% (2)	2% (2)	0% (0)	0% (0)	0% (0)	0% (0)
SC	1% (1)	2% (2)	2% (2)	0% (0)	3% (3)	4% (4)	4% (4)	1% (1)	0% (0)
LA total (93 students)	12% (11)	38% (35)	44% (41)	73% (68)	59% (55)	57% (53)	39% (36)	15% (14)	9% (8)
Business									
BA	19% (14)	31% (23)	33% (25)	61% (46)	47% (35)	39% (29)	21% (16)	5% (4)	3% (2)
EG	1% (1)	3% (2)	3% (2)	1% (1)	3% (2)	3% (2)	1% (1)	0% (0)	1% (1)
LA	1% (1)	4% (3)	4% (3)	7% (5)	7% (5)	5% (4)	3% (2)	0% (0)	0% (0)
SC	1% (1)	1% (1)	1% (1)	3% (2)	3% (2)	1% (1)	0% (0)	0% (0)	0% (0)
BA total (75 students)	23% (17)	39% (29)	41% (31)	72% (54)	59% (44)	48% (36)	25% (19)	5% (4)	4% (3)

The Cohort includes only first-time full time degree-seeking freshmen. The definition of a first-time freshman is a student: (1) attending any postsecondary institution for the first time in the fall term; OR (2) enrolling in the fall term who attended any postsecondary institution for the first time in the prior summer term immediately following high school graduation; OR (3) entering with college credit earned before graduation from high school.

11/3/2015

Graduated/Still Enrolled by College (with details on changed college)

2004

Cohort College	Graduated in			Continued to					
	4 Years	5 Years	6 Years	Year 2	Year 3	Year 4	Year 5	Year 6	Year 7
Engineering									
BA	1% (2)	4% (8)	5% (10)	3% (6)	6% (12)	5% (9)	5% (10)	1% (1)	0% (0)
EG	7% (13)	29% (56)	39% (76)	72% (140)	54% (105)	50% (97)	40% (78)	16% (31)	6% (12)
GC	0% (0)	0% (0)	0% (0)	1% (1)	1% (1)	0% (0)	1% (1)	1% (1)	1% (2)
LA	0% (0)	2% (3)	4% (7)	1% (2)	2% (3)	3% (6)	4% (7)	2% (3)	0% (0)
NU	1% (1)	1% (1)	1% (1)	1% (1)	1% (1)	1% (1)	0% (0)	0% (0)	0% (0)
SC	0% (0)	3% (5)	3% (6)	4% (7)	4% (8)	5% (9)	5% (9)	4% (7)	2% (4)
EG total (194 students)	8% (16)	38% (73)	52% (100)	81% (157)	67% (130)	63% (122)	54% (105)	22% (43)	9% (18)
General College									
BA	7% (6)	9% (8)	9% (8)	8% (7)	11% (10)	14% (13)	7% (6)	5% (5)	3% (3)
EG	0% (0)	5% (5)	11% (10)	9% (8)	11% (10)	13% (12)	13% (12)	8% (7)	2% (2)
GC	0% (0)	0% (0)	0% (0)	38% (35)	20% (18)	8% (7)	5% (5)	1% (1)	1% (1)
LA	1% (1)	3% (3)	5% (5)	3% (3)	5% (5)	5% (5)	5% (5)	4% (4)	2% (2)
NU	0% (0)	1% (1)	1% (1)	2% (2)	2% (2)	1% (1)	1% (1)	1% (1)	0% (0)
SC	1% (1)	2% (2)	3% (3)	1% (1)	2% (2)	4% (4)	3% (3)	2% (2)	1% (1)
GC total (92 students)	9% (8)	21% (19)	29% (27)	61% (56)	51% (47)	46% (42)	35% (32)	22% (20)	10% (9)

The Cohort includes only first-time full time degree-seeking freshmen. The definition of a first-time freshman is a student: (1) attending any postsecondary institution for the first time in the fall term; OR (2) enrolling in the fall term who attended any postsecondary institution for the first time in the prior summer term immediately following high school graduation; OR (3) entering with college credit earned before graduation from high school.

11/3/2015

Graduated/Still Enrolled by College (with details on changed college)

2004

Cohort College	Graduated in			Continued to					
	4 Years	5 Years	6 Years	Year 2	Year 3	Year 4	Year 5	Year 6	Year 7
Nursing									
BA	0% (0)	2% (1)	2% (1)	2% (1)	2% (1)	4% (2)	4% (2)	2% (1)	0% (0)
LA	2% (1)	4% (2)	6% (3)	0% (0)	6% (3)	6% (3)	4% (2)	4% (2)	6% (3)
NU	22% (12)	28% (15)	35% (19)	76% (41)	61% (33)	41% (22)	17% (9)	7% (4)	0% (0)
SC	0% (0)	0% (0)	0% (0)	2% (1)	2% (1)	4% (2)	2% (1)	2% (1)	2% (1)
NU total (54 students)	24% (13)	33% (18)	43% (23)	80% (43)	70% (38)	54% (29)	26% (14)	15% (8)	7% (4)
Science									
BA	0% (0)	3% (5)	6% (8)	3% (4)	5% (7)	6% (9)	6% (8)	3% (4)	1% (1)
EG	0% (0)	1% (1)	1% (2)	2% (3)	4% (6)	5% (7)	4% (6)	3% (4)	1% (2)
GC	0% (0)	0% (0)	0% (0)	1% (1)	1% (2)	0% (0)	0% (0)	0% (0)	0% (0)
LA	0% (0)	4% (6)	7% (10)	5% (7)	8% (12)	8% (12)	8% (11)	4% (6)	1% (2)
NU	1% (1)	3% (4)	3% (5)	2% (3)	3% (4)	4% (6)	3% (5)	1% (2)	1% (1)
SC	13% (18)	22% (31)	26% (38)	67% (96)	44% (63)	34% (49)	18% (26)	10% (14)	4% (6)
SC total (144 students)	13% (19)	33% (47)	44% (63)	79% (114)	65% (94)	58% (83)	39% (56)	21% (30)	8% (12)
2004 UAH total (652 students)	13% (84)	34% (221)	44% (285)	75% (492)	63% (408)	56% (365)	40% (262)	18% (119)	8% (54)

The Cohort includes only first-time full time degree-seeking freshmen. The definition of a first-time freshman is a student: (1) attending any postsecondary institution for the first time in the fall term; OR (2) enrolling in the fall term who attended any postsecondary institution for the first time in the prior summer term immediately following high school graduation; OR (3) entering with college credit earned before graduation from high school.

11/3/2015

Graduated/Still Enrolled by College (with details on changed college)

2005

Cohort College	Graduated in			Continued to					
	4 Years	5 Years	6 Years	Year 2	Year 3	Year 4	Year 5	Year 6	Year 7
AHSS									
BA	3% (3)	5% (5)	5% (5)	7% (7)	10% (11)	7% (7)	3% (3)	2% (2)	1% (1)
EG	1% (1)	2% (2)	2% (2)	1% (1)	2% (2)	2% (2)	1% (1)	0% (0)	0% (0)
LA	8% (8)	23% (24)	30% (32)	65% (68)	44% (46)	43% (45)	31% (33)	15% (16)	6% (6)
NU	1% (1)	2% (2)	2% (2)	2% (2)	2% (2)	2% (2)	1% (1)	0% (0)	0% (0)
SC	0% (0)	3% (3)	5% (5)	2% (2)	5% (5)	6% (6)	5% (5)	2% (2)	0% (0)
LA total (105 students)	12% (13)	34% (36)	44% (46)	76% (80)	63% (66)	59% (62)	41% (43)	19% (20)	7% (7)
Business									
BA	17% (15)	33% (29)	36% (31)	61% (53)	40% (35)	38% (33)	20% (17)	3% (3)	0% (0)
EG	0% (0)	0% (0)	0% (0)	1% (1)	1% (1)	0% (0)	2% (2)	2% (2)	1% (1)
LA	0% (0)	3% (3)	5% (4)	6% (5)	7% (6)	6% (5)	6% (5)	2% (2)	0% (0)
NU	2% (2)	2% (2)	3% (3)	3% (3)	3% (3)	2% (2)	1% (1)	1% (1)	0% (0)
SC	0% (0)	2% (2)	2% (2)	2% (2)	5% (4)	6% (5)	3% (3)	0% (0)	0% (0)
BA total (87 students)	20% (17)	41% (36)	46% (40)	74% (64)	56% (49)	52% (45)	32% (28)	9% (8)	1% (1)
Engineering									
BA	2% (3)	4% (7)	4% (8)	5% (10)	6% (11)	5% (9)	6% (12)	3% (5)	2% (4)
EG	8% (15)	26% (52)	31% (61)	60% (120)	48% (95)	42% (83)	31% (61)	12% (24)	8% (15)
LA	0% (0)	3% (6)	3% (6)	5% (9)	4% (7)	5% (10)	4% (8)	1% (2)	1% (2)
NU	0% (0)	1% (1)	1% (1)	1% (2)	1% (2)	1% (2)	1% (2)	1% (1)	1% (1)
SC	1% (2)	2% (4)	3% (6)	3% (6)	3% (6)	3% (6)	2% (4)	2% (3)	1% (1)
EG total (199 students)	10% (20)	35% (70)	41% (82)	74% (147)	61% (121)	55% (110)	44% (87)	18% (35)	12% (23)

The Cohort includes only first-time full time degree-seeking freshmen. The definition of a first-time freshman is a student: (1) attending any postsecondary institution for the first time in the fall term; OR (2) enrolling in the fall term who attended any postsecondary institution for the first time in the prior summer term immediately following high school graduation; OR (3) entering with college credit earned before graduation from high school.

11/3/2015

Graduated/Still Enrolled by College (with details on changed college)

2005

Cohort College	Graduated in			Continued to					
	4 Years	5 Years	6 Years	Year 2	Year 3	Year 4	Year 5	Year 6	Year 7
Nursing									
BA	0% (0)	2% (1)	2% (1)	2% (1)	2% (1)	4% (2)	4% (2)	2% (1)	2% (1)
LA	0% (0)	5% (3)	9% (5)	2% (1)	7% (4)	13% (7)	13% (7)	5% (3)	4% (2)
NU	16% (9)	35% (19)	38% (21)	71% (39)	51% (28)	47% (26)	25% (14)	9% (5)	4% (2)
SC	0% (0)	2% (1)	2% (1)	4% (2)	2% (1)	2% (1)	2% (1)	0% (0)	0% (0)
NU total (55 students)	16% (9)	44% (24)	51% (28)	78% (43)	62% (34)	65% (36)	44% (24)	16% (9)	9% (5)
Science									
BA	3% (6)	6% (11)	8% (14)	5% (9)	7% (13)	8% (15)	6% (10)	2% (4)	0% (0)
EG	0% (0)	2% (4)	4% (7)	5% (9)	4% (7)	4% (8)	6% (10)	3% (6)	2% (4)
LA	0% (0)	2% (3)	2% (3)	3% (5)	4% (8)	2% (4)	2% (3)	1% (1)	1% (1)
NU	3% (6)	4% (8)	5% (9)	4% (8)	5% (9)	6% (10)	3% (5)	2% (3)	1% (2)
SC	9% (16)	27% (49)	31% (55)	63% (114)	43% (78)	39% (71)	27% (48)	8% (14)	3% (5)
SC total (180 students)	16% (28)	42% (75)	49% (88)	81% (145)	64% (115)	60% (108)	42% (76)	16% (28)	7% (12)
2005 UAH total (626 students)	14% (87)	38% (241)	45% (284)	77% (479)	62% (385)	58% (361)	41% (258)	16% (100)	8% (48)

The Cohort includes only first-time full time degree-seeking freshmen. The definition of a first-time freshman is a student: (1) attending any postsecondary institution for the first time in the fall term; OR (2) enrolling in the fall term who attended any postsecondary institution for the first time in the prior summer term immediately following high school graduation; OR (3) entering with college credit earned before graduation from high school.

11/3/2015

Graduated/Still Enrolled by College (with details on changed college)

2006

Cohort College	Graduated in			Continued to						
	4 Years	5 Years	6 Years	Year 2	Year 3	Year 4	Year 5	Year 6	Year 7	
AHSS										
BA	2% (3)	3% (4)	4% (5)	2% (2)	5% (6)	6% (7)	2% (3)	1% (1)	1% (1)	
EG	0% (0)	1% (1)	1% (1)	2% (2)	1% (1)	2% (2)	2% (2)	1% (1)	1% (1)	
GC	0% (0)	0% (0)	0% (0)	1% (1)	0% (0)	0% (0)	0% (0)	0% (0)	0% (0)	
LA	12% (15)	28% (35)	32% (40)	62% (77)	50% (62)	42% (52)	26% (32)	9% (11)	4% (5)	
NU	2% (2)	2% (3)	2% (3)	3% (4)	3% (4)	3% (4)	2% (2)	1% (1)	0% (0)	
SC	0% (0)	1% (1)	3% (4)	4% (5)	3% (4)	3% (4)	2% (3)	2% (2)	2% (2)	
LA total (124 students)	16% (20)	35% (44)	43% (53)	73% (91)	62% (77)	56% (69)	34% (42)	13% (16)	7% (9)	
Business										
BA	16% (14)	34% (29)	37% (32)	64% (55)	55% (47)	47% (40)	28% (24)	8% (7)	5% (4)	
EG	0% (0)	2% (2)	2% (2)	2% (2)	2% (2)	2% (2)	3% (3)	1% (1)	0% (0)	
LA	7% (6)	9% (8)	13% (11)	3% (3)	15% (13)	13% (11)	7% (6)	6% (5)	2% (2)	
NU	1% (1)	1% (1)	3% (3)	3% (3)	2% (2)	3% (3)	2% (2)	2% (2)	0% (0)	
SC	0% (0)	1% (1)	1% (1)	6% (5)	2% (2)	3% (3)	2% (2)	1% (1)	1% (1)	
BA total (86 students)	24% (21)	48% (41)	57% (49)	79% (68)	77% (66)	69% (59)	43% (37)	19% (16)	8% (7)	

The Cohort includes only first-time full time degree-seeking freshmen. The definition of a first-time freshman is a student: (1) attending any postsecondary institution for the first time in the fall term; OR (2) enrolling in the fall term who attended any postsecondary institution for the first time in the prior summer term immediately following high school graduation; OR (3) entering with college credit earned before graduation from high school.

11/3/2015

Graduated/Still Enrolled by College (with details on changed college)

2006

Cohort College	Graduated in			Continued to					
	4 Years	5 Years	6 Years	Year 2	Year 3	Year 4	Year 5	Year 6	Year 7
Engineering									
BA	0% (1)	2% (6)	4% (9)	3% (8)	4% (9)	4% (10)	4% (10)	3% (8)	2% (5)
EG	10% (25)	35% (86)	39% (96)	68% (166)	57% (140)	53% (129)	37% (91)	8% (19)	5% (12)
GC	0% (0)	0% (0)	0% (0)	1% (2)	0% (1)	0% (0)	0% (0)	0% (0)	0% (0)
LA	0% (0)	2% (5)	4% (10)	2% (5)	4% (10)	5% (12)	5% (11)	2% (6)	1% (2)
NU	0% (1)	0% (1)	0% (1)	1% (2)	1% (2)	1% (2)	0% (0)	0% (0)	0% (0)
SC	0% (1)	2% (4)	2% (5)	3% (7)	3% (7)	3% (8)	4% (10)	3% (7)	1% (3)
EG total (244 students)	11% (28)	42% (102)	50% (121)	78% (190)	69% (169)	66% (161)	50% (122)	16% (40)	9% (22)
General College									
BA	5% (6)	15% (19)	16% (20)	9% (11)	14% (18)	19% (24)	13% (17)	2% (2)	1% (1)
EG	1% (1)	8% (10)	9% (11)	7% (9)	11% (14)	10% (13)	9% (11)	2% (3)	1% (1)
GC	0% (0)	0% (0)	0% (0)	37% (48)	13% (17)	5% (6)	2% (2)	1% (1)	0% (0)
LA	2% (2)	3% (4)	5% (6)	4% (5)	7% (9)	7% (9)	5% (7)	5% (6)	5% (6)
NU	2% (2)	3% (4)	5% (6)	2% (3)	5% (6)	5% (6)	4% (5)	2% (3)	0% (0)
SC	1% (1)	5% (6)	7% (9)	13% (17)	10% (13)	9% (11)	9% (12)	5% (6)	2% (2)
GC total (129 students)	9% (12)	33% (43)	40% (52)	72% (93)	60% (77)	53% (69)	42% (54)	16% (21)	8% (10)

The Cohort includes only first-time full time degree-seeking freshmen. The definition of a first-time freshman is a student: (1) attending any postsecondary institution for the first time in the fall term; OR (2) enrolling in the fall term who attended any postsecondary institution for the first time in the prior summer term immediately following high school graduation; OR (3) entering with college credit earned before graduation from high school.

11/3/2015

Graduated/Still Enrolled by College (with details on changed college)

2006

Cohort College	Graduated in			Continued to					
	4 Years	5 Years	6 Years	Year 2	Year 3	Year 4	Year 5	Year 6	Year 7
Nursing									
BA	2% (1)	2% (1)	2% (1)	2% (1)	2% (1)	2% (1)	0% (0)	2% (1)	2% (1)
EG	0% (0)	2% (1)	2% (1)	0% (0)	2% (1)	2% (1)	2% (1)	0% (0)	0% (0)
GC	0% (0)	0% (0)	0% (0)	2% (1)	0% (0)	0% (0)	0% (0)	0% (0)	0% (0)
LA	0% (0)	2% (1)	2% (1)	5% (3)	2% (1)	0% (0)	2% (1)	2% (1)	2% (1)
NU	22% (14)	23% (15)	26% (17)	60% (39)	46% (30)	38% (25)	9% (6)	3% (2)	2% (1)
SC	2% (1)	3% (2)	5% (3)	5% (3)	5% (3)	5% (3)	3% (2)	2% (1)	0% (0)
NU total (65 students)	25% (16)	31% (20)	35% (23)	72% (47)	55% (36)	46% (30)	15% (10)	8% (5)	5% (3)
Science									
BA	1% (1)	1% (2)	3% (5)	1% (2)	4% (6)	4% (6)	3% (5)	3% (4)	1% (1)
EG	1% (2)	3% (4)	3% (5)	3% (5)	4% (6)	4% (6)	3% (4)	1% (2)	1% (1)
GC	0% (0)	0% (0)	0% (0)	1% (1)	0% (0)	0% (0)	0% (0)	0% (0)	0% (0)
LA	0% (0)	3% (5)	6% (9)	2% (3)	5% (8)	7% (11)	7% (10)	2% (3)	1% (1)
NU	1% (2)	1% (2)	3% (4)	3% (5)	3% (4)	7% (10)	3% (5)	2% (3)	1% (1)
SC	17% (26)	32% (49)	38% (58)	73% (111)	53% (81)	42% (65)	27% (41)	10% (15)	1% (2)
SC total (153 students)	20% (31)	41% (62)	53% (81)	83% (127)	69% (105)	64% (98)	42% (65)	18% (27)	4% (6)
2006 UAH total (801 students)	16% (128)	39% (312)	47% (379)	77% (616)	66% (530)	61% (486)	41% (330)	16% (125)	7% (57)

The Cohort includes only first-time full time degree-seeking freshmen. The definition of a first-time freshman is a student: (1) attending any postsecondary institution for the first time in the fall term; OR (2) enrolling in the fall term who attended any postsecondary institution for the first time in the prior summer term immediately following high school graduation; OR (3) entering with college credit earned before graduation from high school.

11/3/2015

Graduated/Still Enrolled by College (with details on changed college)

2007

Cohort College	Graduated in			Continued to					
	4 Years	5 Years	6 Years	Year 2	Year 3	Year 4	Year 5	Year 6	Year 7
AHSS									
BA	3% (4)	6% (8)	8% (10)	8% (10)	9% (12)	8% (11)	5% (7)	2% (3)	1% (1)
EG	0% (0)	1% (1)	1% (1)	0% (0)	1% (1)	1% (1)	1% (1)	0% (0)	1% (1)
GC	0% (0)	0% (0)	0% (0)	1% (1)	0% (0)	1% (1)	1% (1)	0% (0)	0% (0)
LA	10% (13)	26% (34)	37% (48)	57% (75)	44% (58)	41% (54)	30% (39)	15% (19)	5% (6)
NU	1% (1)	1% (1)	2% (2)	2% (3)	3% (4)	2% (3)	1% (1)	1% (1)	0% (0)
SC	1% (1)	2% (2)	2% (2)	3% (4)	2% (3)	4% (5)	3% (4)	2% (2)	2% (2)
LA total (131 students)	15% (19)	35% (46)	48% (63)	71% (93)	60% (78)	57% (75)	40% (53)	19% (25)	8% (10)
Business									
BA	22% (20)	38% (34)	38% (34)	74% (66)	53% (47)	46% (41)	26% (23)	7% (6)	6% (5)
EG	0% (0)	1% (1)	1% (1)	1% (1)	1% (1)	1% (1)	1% (1)	0% (0)	0% (0)
LA	1% (1)	1% (1)	1% (1)	2% (2)	3% (3)	3% (3)	1% (1)	2% (2)	1% (1)
NU	0% (0)	0% (0)	0% (0)	1% (1)	1% (1)	0% (0)	0% (0)	0% (0)	0% (0)
SC	0% (0)	2% (2)	2% (2)	0% (0)	1% (1)	1% (1)	1% (1)	0% (0)	0% (0)
BA total (89 students)	24% (21)	43% (38)	43% (38)	79% (70)	60% (53)	52% (46)	29% (26)	9% (8)	7% (6)

The Cohort includes only first-time full time degree-seeking freshmen. The definition of a first-time freshman is a student: (1) attending any postsecondary institution for the first time in the fall term; OR (2) enrolling in the fall term who attended any postsecondary institution for the first time in the prior summer term immediately following high school graduation; OR (3) entering with college credit earned before graduation from high school.

11/3/2015

Graduated/Still Enrolled by College (with details on changed college)

2007

Cohort College	Graduated in			Continued to					
	4 Years	5 Years	6 Years	Year 2	Year 3	Year 4	Year 5	Year 6	Year 7
Engineering									
BA	0% (1)	1% (2)	5% (11)	2% (5)	5% (10)	7% (14)	7% (14)	6% (13)	2% (4)
EG	14% (29)	36% (77)	44% (95)	73% (157)	63% (134)	56% (119)	39% (83)	14% (29)	3% (6)
GC	0% (0)	0% (0)	0% (0)	0% (0)	0% (1)	0% (1)	0% (0)	0% (0)	0% (0)
LA	0% (1)	0% (1)	1% (3)	0% (1)	1% (3)	1% (3)	1% (3)	1% (2)	0% (1)
NU	0% (1)	0% (1)	1% (2)	1% (2)	0% (1)	1% (2)	0% (1)	1% (2)	0% (0)
SC	1% (2)	1% (2)	2% (5)	2% (4)	4% (8)	3% (7)	3% (7)	2% (5)	1% (2)
EG total (214 students)	16% (34)	39% (83)	54% (116)	79% (169)	73% (157)	68% (146)	50% (108)	24% (51)	6% (13)
General College									
BA	3% (3)	6% (6)	10% (9)	6% (6)	6% (6)	10% (9)	9% (8)	5% (5)	1% (1)
EG	0% (0)	4% (4)	8% (7)	9% (8)	11% (10)	10% (9)	11% (10)	5% (5)	2% (2)
GC	0% (0)	0% (0)	0% (0)	41% (38)	15% (14)	6% (6)	1% (1)	3% (3)	0% (0)
LA	2% (2)	8% (7)	9% (8)	6% (6)	12% (11)	16% (15)	13% (12)	8% (7)	9% (8)
NU	1% (1)	1% (1)	2% (2)	3% (3)	4% (4)	3% (3)	2% (2)	1% (1)	1% (1)
SC	0% (0)	4% (4)	5% (5)	6% (6)	12% (11)	10% (9)	10% (9)	4% (4)	2% (2)
GC total (93 students)	6% (6)	24% (22)	33% (31)	72% (67)	60% (56)	55% (51)	45% (42)	27% (25)	15% (14)

The Cohort includes only first-time full time degree-seeking freshmen. The definition of a first-time freshman is a student: (1) attending any postsecondary institution for the first time in the fall term; OR (2) enrolling in the fall term who attended any postsecondary institution for the first time in the prior summer term immediately following high school graduation; OR (3) entering with college credit earned before graduation from high school.

11/3/2015

Graduated/Still Enrolled by College (with details on changed college)

2007

Cohort College	Graduated in			Continued to					
	4 Years	5 Years	6 Years	Year 2	Year 3	Year 4	Year 5	Year 6	Year 7
Nursing									
BA	0% (0)	0% (0)	0% (0)	3% (2)	0% (0)	0% (0)	1% (1)	1% (1)	1% (1)
EG	0% (0)	0% (0)	0% (0)	1% (1)	1% (1)	1% (1)	1% (1)	0% (0)	1% (1)
GC	0% (0)	0% (0)	0% (0)	0% (0)	0% (0)	0% (0)	1% (1)	0% (0)	0% (0)
LA	1% (1)	8% (6)	14% (10)	7% (5)	9% (7)	11% (8)	11% (8)	7% (5)	0% (0)
NU	20% (15)	28% (21)	32% (24)	62% (46)	47% (35)	43% (32)	16% (12)	5% (4)	0% (0)
SC	1% (1)	4% (3)	4% (3)	0% (0)	4% (3)	4% (3)	3% (2)	0% (0)	0% (0)
NU total (74 students)	23% (17)	41% (30)	50% (37)	73% (54)	62% (46)	59% (44)	34% (25)	14% (10)	3% (2)
Science									
BA	1% (2)	4% (7)	6% (9)	6% (9)	7% (11)	5% (8)	4% (6)	1% (2)	1% (1)
EG	1% (2)	1% (2)	3% (4)	1% (2)	3% (4)	3% (5)	3% (4)	3% (4)	1% (2)
GC	0% (0)	0% (0)	0% (0)	1% (1)	1% (1)	0% (0)	1% (1)	0% (0)	0% (0)
LA	1% (1)	3% (4)	4% (6)	3% (5)	5% (8)	6% (10)	6% (10)	4% (7)	1% (2)
NU	1% (2)	4% (6)	6% (9)	5% (8)	8% (12)	8% (13)	6% (9)	4% (6)	1% (2)
SC	13% (21)	27% (43)	34% (54)	70% (110)	48% (76)	41% (64)	25% (39)	8% (12)	1% (2)
SC total (158 students)	18% (28)	39% (62)	52% (82)	85% (135)	71% (112)	63% (100)	44% (69)	20% (31)	6% (9)
2007 UAH total (759 students)	16% (125)	37% (281)	48% (367)	77% (588)	66% (502)	61% (462)	43% (323)	20% (150)	7% (54)

The Cohort includes only first-time full time degree-seeking freshmen. The definition of a first-time freshman is a student: (1) attending any postsecondary institution for the first time in the fall term; OR (2) enrolling in the fall term who attended any postsecondary institution for the first time in the prior summer term immediately following high school graduation; OR (3) entering with college credit earned before graduation from high school.

11/3/2015

Graduated/Still Enrolled by College (with details on changed college)

2008

Cohort College	Graduated in			Continued to						
	4 Years	5 Years	6 Years	Year 2	Year 3	Year 4	Year 5	Year 6	Year 7	
AHSS										
BA	0% (0)	2% (2)	2% (2)	4% (4)	2% (2)	3% (3)	3% (3)	2% (2)	2% (2)	
EG	0% (0)	0% (0)	1% (1)	1% (1)	1% (1)	1% (1)	1% (1)	1% (1)	0% (0)	
GC	0% (0)	0% (0)	0% (0)	0% (0)	0% (0)	1% (1)	1% (1)	1% (1)	0% (0)	
LA	7% (8)	18% (19)	23% (25)	56% (60)	42% (45)	33% (35)	23% (25)	9% (10)	3% (3)	
NU	2% (2)	2% (2)	2% (2)	2% (2)	2% (2)	2% (2)	0% (0)	0% (0)	0% (0)	
SC	0% (0)	2% (2)	3% (3)	3% (3)	4% (4)	4% (4)	4% (4)	2% (2)	1% (1)	
LA total (107 students)	9% (10)	23% (25)	31% (33)	65% (70)	50% (54)	43% (46)	32% (34)	15% (16)	6% (6)	
Business										
BA	12% (12)	35% (35)	38% (38)	60% (60)	48% (48)	43% (43)	30% (30)	6% (6)	3% (3)	
EG	0% (0)	1% (1)	1% (1)	2% (2)	3% (3)	1% (1)	2% (2)	0% (0)	0% (0)	
LA	2% (2)	5% (5)	5% (5)	7% (7)	8% (8)	5% (5)	6% (6)	1% (1)	0% (0)	
NU	1% (1)	2% (2)	2% (2)	2% (2)	2% (2)	2% (2)	1% (1)	0% (0)	0% (0)	
SC	0% (0)	0% (0)	0% (0)	2% (2)	1% (1)	0% (0)	1% (1)	1% (1)	0% (0)	
BA total (100 students)	15% (15)	43% (43)	46% (46)	73% (73)	62% (62)	51% (51)	40% (40)	8% (8)	3% (3)	

The Cohort includes only first-time full time degree-seeking freshmen. The definition of a first-time freshman is a student: (1) attending any postsecondary institution for the first time in the fall term; OR (2) enrolling in the fall term who attended any postsecondary institution for the first time in the prior summer term immediately following high school graduation; OR (3) entering with college credit earned before graduation from high school.

11/3/2015

Graduated/Still Enrolled by College (with details on changed college)

2008

Cohort College	Graduated in			Continued to					
	4 Years	5 Years	6 Years	Year 2	Year 3	Year 4	Year 5	Year 6	Year 7
Engineering									
BA	0% (1)	2% (4)	3% (7)	2% (5)	4% (9)	5% (12)	4% (10)	3% (7)	2% (6)
EG	9% (22)	30% (76)	39% (100)	67% (171)	57% (144)	51% (129)	38% (97)	16% (40)	5% (12)
LA	2% (4)	3% (7)	3% (7)	2% (6)	3% (8)	3% (8)	2% (4)	0% (1)	0% (1)
NU	1% (2)	1% (2)	1% (2)	1% (2)	1% (2)	1% (2)	0% (0)	0% (0)	0% (0)
SC	1% (3)	3% (8)	5% (13)	5% (13)	6% (16)	4% (11)	5% (13)	4% (9)	2% (5)
EG total (254 students)	13% (32)	38% (97)	51% (129)	78% (197)	70% (179)	64% (162)	49% (124)	22% (57)	9% (24)
General College									
BA	4% (3)	13% (10)	19% (15)	6% (5)	13% (10)	19% (15)	16% (13)	6% (5)	0% (0)
EG	0% (0)	4% (3)	6% (5)	10% (8)	14% (11)	15% (12)	16% (13)	14% (11)	13% (10)
GC	0% (0)	0% (0)	0% (0)	47% (37)	20% (16)	8% (6)	5% (4)	0% (0)	0% (0)
LA	1% (1)	6% (5)	6% (5)	8% (6)	8% (6)	6% (5)	5% (4)	3% (2)	0% (0)
NU	4% (3)	5% (4)	5% (4)	6% (5)	8% (6)	5% (4)	3% (2)	0% (0)	0% (0)
SC	3% (2)	5% (4)	6% (5)	4% (3)	6% (5)	8% (6)	5% (4)	3% (2)	0% (0)
GC total (79 students)	11% (9)	33% (26)	43% (34)	81% (64)	68% (54)	61% (48)	51% (40)	25% (20)	13% (10)

The Cohort includes only first-time full time degree-seeking freshmen. The definition of a first-time freshman is a student: (1) attending any postsecondary institution for the first time in the fall term; OR (2) enrolling in the fall term who attended any postsecondary institution for the first time in the prior summer term immediately following high school graduation; OR (3) entering with college credit earned before graduation from high school.

11/3/2015

Graduated/Still Enrolled by College (with details on changed college)

2008

Cohort College	Graduated in			Continued to					
	4 Years	5 Years	6 Years	Year 2	Year 3	Year 4	Year 5	Year 6	Year 7
Nursing									
BA	0% (0)	0% (0)	3% (2)	1% (1)	3% (2)	3% (2)	3% (2)	3% (2)	0% (0)
EG	0% (0)	0% (0)	0% (0)	1% (1)	0% (0)	0% (0)	0% (0)	0% (0)	0% (0)
GC	0% (0)	0% (0)	0% (0)	1% (1)	1% (1)	0% (0)	0% (0)	0% (0)	0% (0)
LA	0% (0)	3% (2)	3% (2)	0% (0)	3% (2)	4% (3)	5% (4)	4% (3)	5% (4)
NU	27% (20)	36% (27)	39% (29)	72% (53)	57% (42)	46% (34)	15% (11)	4% (3)	0% (0)
SC	1% (1)	3% (2)	3% (2)	4% (3)	3% (2)	4% (3)	3% (2)	1% (1)	3% (2)
NU total (74 students)	28% (21)	42% (31)	47% (35)	80% (59)	66% (49)	57% (42)	26% (19)	12% (9)	8% (6)
Science									
BA	3% (4)	6% (9)	7% (11)	3% (5)	6% (9)	8% (12)	5% (8)	1% (2)	0% (0)
EG	2% (3)	4% (6)	5% (8)	5% (7)	6% (9)	5% (7)	3% (5)	1% (2)	0% (0)
GC	0% (0)	0% (0)	0% (0)	0% (0)	1% (1)	0% (0)	0% (0)	0% (0)	0% (0)
LA	1% (1)	1% (2)	2% (3)	3% (4)	3% (5)	2% (3)	1% (2)	1% (2)	0% (0)
NU	2% (3)	5% (8)	5% (8)	4% (6)	5% (7)	5% (8)	4% (6)	0% (0)	0% (0)
SC	12% (18)	27% (41)	30% (46)	62% (93)	42% (63)	34% (52)	21% (31)	4% (6)	1% (2)
SC total (151 students)	19% (29)	44% (66)	50% (76)	76% (115)	62% (94)	54% (82)	34% (52)	8% (12)	1% (2)
2008 UAH total (765 students)	15% (116)	38% (288)	46% (353)	76% (578)	64% (492)	56% (431)	40% (309)	16% (122)	7% (51)

The Cohort includes only first-time full time degree-seeking freshmen. The definition of a first-time freshman is a student: (1) attending any postsecondary institution for the first time in the fall term; OR (2) enrolling in the fall term who attended any postsecondary institution for the first time in the prior summer term immediately following high school graduation; OR (3) entering with college credit earned before graduation from high school.

11/3/2015

Graduated/Still Enrolled by College (with details on changed college)

2009

Cohort College	Graduated in			Continued to						
	4 Years	5 Years	6 Years	Year 2	Year 3	Year 4	Year 5	Year 6	Year 7	
AHSS										
BA	5% (5)	7% (7)	7% (7)	2% (2)	6% (6)	7% (7)	2% (2)	1% (1)	2% (2)	
EG	0% (0)	1% (1)	1% (1)	0% (0)	1% (1)	3% (3)	3% (3)	3% (3)	3% (3)	
LA	9% (9)	26% (27)	30% (31)	63% (64)	40% (41)	36% (37)	29% (30)	6% (6)	3% (3)	
NU	0% (0)	1% (1)	1% (1)	1% (1)	0% (0)	1% (1)	1% (1)	0% (0)	0% (0)	
SC	3% (3)	5% (5)	5% (5)	6% (6)	7% (7)	5% (5)	3% (3)	2% (2)	2% (2)	
LA total (102 students)	17% (17)	40% (41)	44% (45)	72% (73)	54% (55)	52% (53)	38% (39)	12% (12)	10% (10)	
Business										
BA	15% (12)	28% (22)	30% (24)	68% (54)	47% (37)	38% (30)	20% (16)	5% (4)	1% (1)	
EG	0% (0)	0% (0)	1% (1)	1% (1)	1% (1)	3% (2)	1% (1)	1% (1)	0% (0)	
LA	5% (4)	11% (9)	13% (10)	3% (2)	8% (6)	11% (9)	9% (7)	3% (2)	1% (1)	
NU	1% (1)	1% (1)	3% (2)	1% (1)	3% (2)	3% (2)	1% (1)	1% (1)	0% (0)	
SC	0% (0)	1% (1)	3% (2)	1% (1)	1% (1)	1% (1)	1% (1)	0% (0)	0% (0)	
BA total (79 students)	22% (17)	42% (33)	49% (39)	75% (59)	59% (47)	56% (44)	33% (26)	10% (8)	3% (2)	
Engineering										
BA	0% (1)	1% (4)	4% (10)	1% (3)	6% (16)	5% (13)	3% (9)	2% (7)	1% (2)	
EG	12% (33)	32% (91)	42% (118)	72% (203)	52% (148)	49% (140)	35% (98)	12% (34)	2% (5)	
LA	0% (1)	3% (8)	4% (11)	2% (5)	5% (13)	4% (11)	4% (11)	1% (4)	0% (1)	
NU	0% (1)	0% (1)	0% (1)	1% (2)	0% (1)	0% (1)	0% (0)	0% (0)	0% (0)	
SC	2% (7)	6% (16)	7% (21)	6% (17)	7% (19)	9% (25)	5% (15)	3% (8)	1% (4)	
EG total (283 students)	15% (43)	42% (120)	57% (161)	81% (230)	70% (197)	67% (190)	47% (133)	19% (53)	4% (12)	

The Cohort includes only first-time full time degree-seeking freshmen. The definition of a first-time freshman is a student: (1) attending any postsecondary institution for the first time in the fall term; OR (2) enrolling in the fall term who attended any postsecondary institution for the first time in the prior summer term immediately following high school graduation; OR (3) entering with college credit earned before graduation from high school.

11/3/2015

Graduated/Still Enrolled by College (with details on changed college)

2009

Cohort College	Graduated in			Continued to						
	4 Years	5 Years	6 Years	Year 2	Year 3	Year 4	Year 5	Year 6	Year 7	
General College										
BA	4% (3)	13% (10)	16% (13)	6% (5)	10% (8)	18% (14)	14% (11)	5% (4)	1% (1)	
EG	1% (1)	3% (2)	4% (3)	6% (5)	6% (5)	5% (4)	5% (4)	4% (3)	1% (1)	
GC	0% (0)	0% (0)	0% (0)	39% (31)	18% (14)	5% (4)	0% (0)	0% (0)	0% (0)	
LA	6% (5)	9% (7)	10% (8)	4% (3)	8% (6)	10% (8)	10% (8)	6% (5)	4% (3)	
NU	4% (3)	5% (4)	5% (4)	5% (4)	9% (7)	6% (5)	1% (1)	0% (0)	1% (1)	
SC	1% (1)	4% (3)	5% (4)	9% (7)	9% (7)	8% (6)	5% (4)	3% (2)	1% (1)	
GC total (79 students)	16% (13)	33% (26)	41% (32)	70% (55)	59% (47)	52% (41)	35% (28)	18% (14)	9% (7)	
Nursing										
BA	1% (1)	4% (3)	6% (5)	3% (2)	6% (5)	8% (6)	9% (7)	5% (4)	1% (1)	
LA	4% (3)	8% (6)	8% (6)	0% (0)	6% (5)	8% (6)	4% (3)	1% (1)	0% (0)	
NU	27% (21)	35% (27)	35% (27)	62% (48)	42% (33)	41% (32)	12% (9)	4% (3)	3% (2)	
SC	0% (0)	1% (1)	3% (2)	0% (0)	0% (0)	0% (0)	3% (2)	1% (1)	0% (0)	
NU total (78 students)	32% (25)	47% (37)	51% (40)	64% (50)	55% (43)	56% (44)	27% (21)	12% (9)	4% (3)	
Science										
BA	1% (2)	3% (5)	4% (6)	2% (3)	4% (6)	5% (7)	4% (6)	3% (4)	3% (5)	
EG	1% (1)	3% (4)	3% (5)	1% (2)	5% (8)	6% (9)	5% (8)	2% (3)	2% (3)	
LA	3% (4)	6% (9)	7% (11)	5% (7)	7% (11)	8% (12)	5% (7)	1% (2)	1% (1)	
NU	2% (3)	5% (7)	5% (8)	6% (9)	6% (9)	6% (9)	3% (5)	1% (1)	0% (0)	
SC	12% (18)	22% (34)	23% (35)	63% (96)	39% (60)	31% (48)	18% (28)	9% (14)	3% (5)	
SC total (153 students)	18% (28)	39% (59)	42% (65)	76% (117)	61% (94)	56% (85)	35% (54)	16% (24)	9% (14)	

The Cohort includes only first-time full time degree-seeking freshmen. The definition of a first-time freshman is a student: (1) attending any postsecondary institution for the first time in the fall term; OR (2) enrolling in the fall term who attended any postsecondary institution for the first time in the prior summer term immediately following high school graduation; OR (3) entering with college credit earned before graduation from high school.

11/3/2015

Graduated/Still Enrolled by College (with details on changed college)

2009

<u>Cohort College</u>	Graduated in			Continued to						
	<u>4 Years</u>	<u>5 Years</u>	<u>6 Years</u>	<u>Year 2</u>	<u>Year 3</u>	<u>Year 4</u>	<u>Year 5</u>	<u>Year 6</u>	<u>Year 7</u>	
2009 UAH total (774 students)	18% (143)	41% (316)	49% (382)	75% (584)	62% (483)	59% (457)	39% (301)	16% (120)	6% (48)	

The Cohort includes only first-time full time degree-seeking freshmen. The definition of a first-time freshman is a student: (1) attending any postsecondary institution for the first time in the fall term; OR (2) enrolling in the fall term who attended any postsecondary institution for the first time in the prior summer term immediately following high school graduation; OR (3) entering with college credit earned before graduation from high school.

Graduated/Still Enrolled by College (with details on changed college)

2010

Cohort College	Graduated in			Continued to					
	4 Years	5 Years	6 Years	Year 2	Year 3	Year 4	Year 5	Year 6	Year 7
AHSS									
BA	6% (4)	9% (6)		7% (5)	12% (8)	10% (7)	4% (3)	0% (0)	
LA	4% (3)	23% (16)		61% (42)	42% (29)	36% (25)	29% (20)	7% (5)	
NU	0% (0)	1% (1)		0% (0)	1% (1)	1% (1)	1% (1)	0% (0)	
SC	0% (0)	0% (0)		1% (1)	0% (0)	3% (2)	1% (1)	1% (1)	
LA total (69 students)	10% (7)	33% (23)		70% (48)	55% (38)	51% (35)	36% (25)	9% (6)	
Business									
BA	18% (8)	36% (16)		62% (28)	47% (21)	38% (17)	20% (9)	0% (0)	
EG	0% (0)	0% (0)		2% (1)	0% (0)	0% (0)	0% (0)	0% (0)	
LA	2% (1)	4% (2)		4% (2)	4% (2)	4% (2)	2% (1)	0% (0)	
SC	0% (0)	0% (0)		0% (0)	2% (1)	2% (1)	2% (1)	2% (1)	
BA total (45 students)	20% (9)	40% (18)		69% (31)	53% (24)	44% (20)	24% (11)	2% (1)	
Engineering									
BA	2% (5)	6% (14)		5% (11)	9% (21)	9% (21)	6% (15)	3% (7)	
EG	12% (30)	35% (86)		70% (170)	53% (130)	49% (120)	34% (83)	10% (25)	
GC	0% (0)	0% (0)		0% (1)	0% (0)	0% (0)	0% (0)	0% (0)	
LA	1% (2)	2% (6)		1% (2)	2% (4)	2% (6)	2% (5)	1% (3)	
NU	0% (1)	0% (1)		1% (2)	1% (2)	1% (2)	0% (1)	0% (1)	
SC	1% (2)	3% (7)		6% (15)	5% (13)	6% (14)	4% (9)	1% (2)	
EG total (244 students)	16% (40)	47% (114)		82% (201)	70% (170)	67% (163)	46% (113)	16% (38)	

The Cohort includes only first-time full time degree-seeking freshmen. The definition of a first-time freshman is a student: (1) attending any postsecondary institution for the first time in the fall term; OR (2) enrolling in the fall term who attended any postsecondary institution for the first time in the prior summer term immediately following high school graduation; OR (3) entering with college credit earned before graduation from high school.

11/3/2015

Graduated/Still Enrolled by College (with details on changed college)

2010

Cohort College	Graduated in			Continued to					
	4 Years	5 Years	6 Years	Year 2	Year 3	Year 4	Year 5	Year 6	Year 7
General College									
BA	3% (2)	8% (5)		5% (3)	6% (4)	10% (6)	6% (4)	2% (1)	
EG	2% (1)	5% (3)		11% (7)	8% (5)	15% (9)	11% (7)	8% (5)	
GC	0% (0)	0% (0)		44% (27)	18% (11)	0% (0)	0% (0)	0% (0)	
LA	0% (0)	8% (5)		5% (3)	10% (6)	16% (10)	13% (8)	5% (3)	
NU	0% (0)	0% (0)		0% (0)	2% (1)	2% (1)	2% (1)	2% (1)	
SC	2% (1)	6% (4)		10% (6)	10% (6)	8% (5)	8% (5)	0% (0)	
GC total (62 students)	6% (4)	27% (17)		74% (46)	53% (33)	50% (31)	40% (25)	16% (10)	
Nursing									
BA	0% (0)	6% (3)		4% (2)	4% (2)	6% (3)	6% (3)	0% (0)	
LA	2% (1)	2% (1)		6% (3)	8% (4)	6% (3)	2% (1)	2% (1)	
NU	24% (12)	29% (15)		61% (31)	49% (25)	39% (20)	16% (8)	6% (3)	
SC	0% (0)	0% (0)		6% (3)	2% (1)	0% (0)	0% (0)	0% (0)	
NU total (51 students)	25% (13)	37% (19)		76% (39)	63% (32)	51% (26)	24% (12)	8% (4)	

The Cohort includes only first-time full time degree-seeking freshmen. The definition of a first-time freshman is a student: (1) attending any postsecondary institution for the first time in the fall term; OR (2) enrolling in the fall term who attended any postsecondary institution for the first time in the prior summer term immediately following high school graduation; OR (3) entering with college credit earned before graduation from high school.

Graduated/Still Enrolled by College (with details on changed college)

2010

Cohort College	Graduated in			Continued to					
	4 Years	5 Years	6 Years	Year 2	Year 3	Year 4	Year 5	Year 6	Year 7
Science									
BA	2% (2)	7% (9)		4% (5)	10% (13)	12% (16)	12% (15)	5% (6)	
EG	0% (0)	5% (6)		4% (5)	5% (7)	6% (8)	6% (8)	2% (3)	
GC	0% (0)	0% (0)		1% (1)	1% (1)	0% (0)	0% (0)	0% (0)	
LA	0% (0)	3% (4)		2% (3)	2% (2)	5% (6)	5% (6)	2% (2)	
NU	2% (3)	4% (5)		4% (5)	5% (6)	5% (6)	2% (2)	0% (0)	
SC	11% (14)	22% (29)		69% (89)	44% (57)	33% (42)	21% (27)	8% (10)	
SC total (129 students)	15% (19)	41% (53)		84% (108)	67% (86)	60% (78)	45% (58)	16% (21)	
2010 UAH total (600 students)	15% (92)	41% (244)		79% (473)	64% (383)	59% (353)	41% (244)	13% (80)	

The Cohort includes only first-time full time degree-seeking freshmen. The definition of a first-time freshman is a student: (1) attending any postsecondary institution for the first time in the fall term; OR (2) enrolling in the fall term who attended any postsecondary institution for the first time in the prior summer term immediately following high school graduation; OR (3) entering with college credit earned before graduation from high school.

Graduated/Still Enrolled by College (with details on changed college)

2011

Cohort College	Graduated in			Continued to					
	4 Years	5 Years	6 Years	Year 2	Year 3	Year 4	Year 5	Year 6	Year 7
AHSS									
BA	5% (4)			5% (4)	6% (5)	6% (5)	3% (2)		
EG	0% (0)			0% (0)	0% (0)	1% (1)	1% (1)		
GC	0% (0)			1% (1)	0% (0)	0% (0)	0% (0)		
LA	12% (9)			58% (45)	44% (34)	38% (30)	19% (15)		
NU	0% (0)			1% (1)	3% (2)	1% (1)	1% (1)		
SC	1% (1)			8% (6)	8% (6)	8% (6)	6% (5)		
LA total (78 students)	18% (14)			73% (57)	60% (47)	55% (43)	31% (24)		
Business									
BA	32% (18)			65% (37)	49% (28)	44% (25)	12% (7)		
EG	0% (0)			4% (2)	5% (3)	5% (3)	4% (2)		
LA	0% (0)			0% (0)	4% (2)	2% (1)	2% (1)		
NU	0% (0)			2% (1)	0% (0)	0% (0)	0% (0)		
SC	4% (2)			2% (1)	5% (3)	5% (3)	2% (1)		
BA total (57 students)	35% (20)			72% (41)	63% (36)	56% (32)	19% (11)		
Engineering									
BA	1% (2)			2% (6)	4% (10)	6% (15)	5% (12)		
EG	18% (47)			73% (191)	61% (159)	56% (145)	36% (93)		
LA	1% (2)			2% (4)	3% (8)	3% (9)	2% (5)		
SC	2% (4)			6% (15)	5% (13)	5% (12)	3% (9)		
EG total (261 students)	21% (55)			83% (216)	73% (190)	69% (181)	46% (119)		

The Cohort includes only first-time full time degree-seeking freshmen. The definition of a first-time freshman is a student: (1) attending any postsecondary institution for the first time in the fall term; OR (2) enrolling in the fall term who attended any postsecondary institution for the first time in the prior summer term immediately following high school graduation; OR (3) entering with college credit earned before graduation from high school.

11/3/2015

Graduated/Still Enrolled by College (with details on changed college)

2011





Cohort College	Graduated in			Continued to					
	4 Years	5 Years	6 Years	Year 2	Year 3	Year 4	Year 5	Year 6	Year 7
General College									
BA	1% (1)			9% (6)	19% (13)	16% (11)	12% (8)		
EG	3% (2)			12% (8)	17% (12)	14% (10)	10% (7)		
GC	0% (0)			33% (23)	0% (0)	0% (0)	0% (0)		
LA	0% (0)			7% (5)	13% (9)	9% (6)	6% (4)		
NU	1% (1)			4% (3)	6% (4)	6% (4)	6% (4)		
SC	4% (3)			9% (6)	9% (6)	13% (9)	7% (5)		
GC total (69 students)	10% (7)			74% (51)	64% (44)	58% (40)	41% (28)		
Nursing									
BA	1% (1)			1% (1)	1% (1)	1% (1)	0% (0)		
LA	1% (1)			0% (0)	3% (2)	3% (2)	0% (0)		
NU	34% (23)			69% (47)	59% (40)	51% (35)	13% (9)		
SC	0% (0)			3% (2)	1% (1)	1% (1)	3% (2)		
NU total (68 students)	37% (25)			74% (50)	65% (44)	57% (39)	16% (11)		
Science									
BA	1% (1)			2% (2)	3% (4)	3% (4)	2% (2)		
EG	3% (3)			3% (3)	5% (6)	6% (7)	3% (3)		
LA	0% (0)			5% (6)	4% (5)	7% (8)	6% (7)		
NU	3% (3)			7% (8)	7% (8)	8% (9)	4% (5)		
SC	17% (20)			70% (83)	53% (63)	44% (52)	23% (27)		
SC total (119 students)	23% (27)			86% (102)	72% (86)	67% (80)	37% (44)		

The Cohort includes only first-time full time degree-seeking freshmen. The definition of a first-time freshman is a student: (1) attending any postsecondary institution for the first time in the fall term; OR (2) enrolling in the fall term who attended any postsecondary institution for the first time in the prior summer term immediately following high school graduation; OR (3) entering with college credit earned before graduation from high school.

11/3/2015

Graduated/Still Enrolled by College (with details on changed college)

2011

<u>Cohort College</u>	Graduated in			Continued to						
	<u>4 Years</u>	<u>5 Years</u>	<u>6 Years</u>	<u>Year 2</u>	<u>Year 3</u>	<u>Year 4</u>	<u>Year 5</u>	<u>Year 6</u>	<u>Year 7</u>	
2011 UAH total (652 students)	23% (148)			79% (517)	69% (447)	64% (415)	36% (237)			

The Cohort includes only first-time full time degree-seeking freshmen. The definition of a first-time freshman is a student: (1) attending any postsecondary institution for the first time in the fall term; OR (2) enrolling in the fall term who attended any postsecondary institution for the first time in the prior summer term immediately following high school graduation; OR (3) entering with college credit earned before graduation from high school.

Graduated/Still Enrolled by College (with details on changed college)

2012

Cohort College	Graduated in			Continued to						
	4 Years	5 Years	6 Years	Year 2	Year 3	Year 4	Year 5	Year 6	Year 7	
AHSS										
BA				4% (3)	11% (8)	11% (8)				
EG				1% (1)	1% (1)	1% (1)				
LA				66% (46)	43% (30)	31% (22)				
NU				3% (2)	1% (1)	1% (1)				
SC				7% (5)	6% (4)	6% (4)				
LA total (70 students)				81% (57)	63% (44)	51% (36)				
Business										
BA				49% (29)	34% (20)	32% (19)				
LA				14% (8)	12% (7)	10% (6)				
NU				2% (1)	2% (1)	2% (1)				
SC				3% (2)	3% (2)	0% (0)				
BA total (59 students)				68% (40)	51% (30)	44% (26)				
Engineering										
BA				2% (5)	5% (12)	4% (9)				
EG				73% (160)	57% (125)	54% (118)				
LA				2% (5)	1% (2)	1% (3)				
SC				7% (16)	9% (19)	7% (16)				
EG total (219 students)				85% (186)	72% (158)	67% (146)				

The Cohort includes only first-time full time degree-seeking freshmen. The definition of a first-time freshman is a student: (1) attending any postsecondary institution for the first time in the fall term; OR (2) enrolling in the fall term who attended any postsecondary institution for the first time in the prior summer term immediately following high school graduation; OR (3) entering with college credit earned before graduation from high school.

Graduated/Still Enrolled by College (with details on changed college)

2012

Cohort College	Graduated in			Continued to						
	4 Years	5 Years	6 Years	Year 2	Year 3	Year 4	Year 5	Year 6	Year 7	
General College										
BA				3% (2)	13% (8)	14% (9)				
EG				14% (9)	13% (8)	14% (9)				
LA				44% (28)	19% (12)	13% (8)				
NU				3% (2)	3% (2)	3% (2)				
SC				5% (3)	6% (4)	3% (2)				
GC total (63 students)				70% (44)	54% (34)	48% (30)				
Nursing										
BA				0% (0)	5% (3)	5% (3)				
LA				5% (3)	5% (3)	3% (2)				
NU				70% (44)	52% (33)	46% (29)				
SC				3% (2)	3% (2)	5% (3)				
NU total (63 students)				78% (49)	65% (41)	59% (37)				
Science										
BA				4% (6)	7% (10)	8% (11)				
EG				6% (9)	5% (7)	4% (5)				
LA				4% (6)	4% (6)	5% (7)				
NU				1% (2)	3% (4)	3% (4)				
SC				70% (99)	49% (69)	39% (55)				
SC total (141 students)				87% (122)	68% (96)	58% (82)				

The Cohort includes only first-time full time degree-seeking freshmen. The definition of a first-time freshman is a student: (1) attending any postsecondary institution for the first time in the fall term; OR (2) enrolling in the fall term who attended any postsecondary institution for the first time in the prior summer term immediately following high school graduation; OR (3) entering with college credit earned before graduation from high school.

Graduated/Still Enrolled by College (with details on changed college)

2012

<u>Cohort College</u>	Graduated in			Continued to						
	<u>4 Years</u>	<u>5 Years</u>	<u>6 Years</u>	<u>Year 2</u>	<u>Year 3</u>	<u>Year 4</u>	<u>Year 5</u>	<u>Year 6</u>	<u>Year 7</u>	
2012 UAH total (615 students)				81% (498)	66% (403)	58% (357)				

The Cohort includes only first-time full time degree-seeking freshmen. The definition of a first-time freshman is a student: (1) attending any postsecondary institution for the first time in the fall term; OR (2) enrolling in the fall term who attended any postsecondary institution for the first time in the prior summer term immediately following high school graduation; OR (3) entering with college credit earned before graduation from high school.

Graduated/Still Enrolled by College (with details on changed college)

2013

Cohort College	Graduated in			Continued to						
	4 Years	5 Years	6 Years	Year 2	Year 3	Year 4	Year 5	Year 6	Year 7	
AHSS										
BA				8% (9)	14% (17)					
EG				3% (3)	3% (4)					
LA				56% (67)	32% (38)					
NU				2% (2)	2% (2)					
SC				5% (6)	3% (3)					
LA total (120 students)				73% (87)	53% (64)					
Business										
BA				67% (40)	60% (36)					
EG				7% (4)	5% (3)					
LA				2% (1)	5% (3)					
NU				2% (1)	2% (1)					
BA total (60 students)				77% (46)	72% (43)					
Engineering										
BA				2% (6)	4% (9)					
EG				71% (175)	56% (138)					
LA				2% (6)	3% (7)					
NU				0% (0)	1% (2)					
SC				3% (8)	7% (16)					
EG total (246 students)				79% (195)	70% (172)					

The Cohort includes only first-time full time degree-seeking freshmen. The definition of a first-time freshman is a student: (1) attending any postsecondary institution for the first time in the fall term; OR (2) enrolling in the fall term who attended any postsecondary institution for the first time in the prior summer term immediately following high school graduation; OR (3) entering with college credit earned before graduation from high school.

Graduated/Still Enrolled by College (with details on changed college)

2013

Cohort College	Graduated in			Continued to						
	4 Years	5 Years	6 Years	Year 2	Year 3	Year 4	Year 5	Year 6	Year 7	
Nursing										
BA				1% (1)	7% (5)					
EG				1% (1)	1% (1)					
LA				7% (5)	7% (5)					
NU				65% (45)	41% (28)					
SC				3% (2)	0% (0)					
NU total (69 students)				78% (54)	57% (39)					
Science										
BA				5% (7)	8% (12)					
EG				3% (4)	3% (4)					
LA				6% (8)	5% (7)					
NU				4% (6)	5% (7)					
SC				59% (84)	45% (64)					
SC total (143 students)				76% (109)	66% (94)					
2013 UAH total (638 students)				77% (491)	65% (412)					

The Cohort includes only first-time full time degree-seeking freshmen. The definition of a first-time freshman is a student: (1) attending any postsecondary institution for the first time in the fall term; OR (2) enrolling in the fall term who attended any postsecondary institution for the first time in the prior summer term immediately following high school graduation; OR (3) entering with college credit earned before graduation from high school.

Graduated/Still Enrolled by College (with details on changed college)

2014

Cohort College	Graduated in			Continued to						
	4 Years	5 Years	6 Years	Year 2	Year 3	Year 4	Year 5	Year 6	Year 7	
AHSS										
BA				10% (12)						
ED				3% (3)						
EG				6% (7)						
LA				52% (60)						
NU				1% (1)						
SC				4% (5)						
LA total (116 students)				76% (88)						
Business										
BA				77% (49)						
ED				2% (1)						
LA				6% (4)						
BA total (64 students)				84% (54)						
Education										
BA				33% (1)						
ED				67% (2)						
ED total (3 students)				100% (3)						

The Cohort includes only first-time full time degree-seeking freshmen. The definition of a first-time freshman is a student: (1) attending any postsecondary institution for the first time in the fall term; OR (2) enrolling in the fall term who attended any postsecondary institution for the first time in the prior summer term immediately following high school graduation; OR (3) entering with college credit earned before graduation from high school.

Graduated/Still Enrolled by College (with details on changed college)

2014

Cohort College	Graduated in			Continued to					
	4 Years	5 Years	6 Years	Year 2	Year 3	Year 4	Year 5	Year 6	Year 7
Engineering									
BA				5% (14)					
ED				1% (2)					
EG				73% (221)					
LA				0% (1)					
NU				0% (1)					
SC				3% (10)					
EG total (303 students)				82% (249)					
Nursing									
BA				3% (2)					
LA				3% (2)					
NU				64% (50)					
SC				3% (2)					
NU total (78 students)				72% (56)					

The Cohort includes only first-time full time degree-seeking freshmen. The definition of a first-time freshman is a student: (1) attending any postsecondary institution for the first time in the fall term; OR (2) enrolling in the fall term who attended any postsecondary institution for the first time in the prior summer term immediately following high school graduation; OR (3) entering with college credit earned before graduation from high school.

Graduated/Still Enrolled by College (with details on changed college)

2014

Cohort College	Graduated in			Continued to						
	4 Years	5 Years	6 Years	Year 2	Year 3	Year 4	Year 5	Year 6	Year 7	
Science										
BA				7% (10)						
ED				1% (1)						
EG				5% (7)						
LA				4% (6)						
NU				2% (3)						
SC				64% (96)						
SC total (150 students)				82% (123)						
<hr/>										
2014 UAH total (714 students)				80% (573)						

The Cohort includes only first-time full time degree-seeking freshmen. The definition of a first-time freshman is a student: (1) attending any postsecondary institution for the first time in the fall term; OR (2) enrolling in the fall term who attended any postsecondary institution for the first time in the prior summer term immediately following high school graduation; OR (3) entering with college credit earned before graduation from high school.

Section 7

Graduated/Still Enrolled By Ethnic Origin

This section shows graduation/retention rates by ethnic origin.

Graduated/Still Enrolled by Ethnic Origin

American Indian

Cohort	Students	Graduated in			Continued to					
		4 Years	5 Years	6 Years	Year 2	Year 3	Year 4	Year 5	Year 6	Year 7
2000	15	20% (3)	53% (8)	60% (9)	80% (12)	73% (11)	73% (11)	47% (7)	13% (2)	7% (1)
2001	11	9% (1)	9% (1)	18% (2)	64% (7)	36% (4)	27% (3)	9% (1)	9% (1)	0% (0)
2002	13	8% (1)	38% (5)	38% (5)	69% (9)	62% (8)	54% (7)	46% (6)	15% (2)	8% (1)
2003	10	10% (1)	20% (2)	30% (3)	80% (8)	70% (7)	70% (7)	40% (4)	40% (4)	30% (3)
2004	9	33% (3)	33% (3)	56% (5)	67% (6)	67% (6)	67% (6)	11% (1)	22% (2)	11% (1)
2005	4	25% (1)	50% (2)	50% (2)	100% (4)	75% (3)	75% (3)	50% (2)	0% (0)	25% (1)
2006	13	15% (2)	31% (4)	62% (8)	85% (11)	77% (10)	77% (10)	54% (7)	38% (5)	8% (1)
2007	15	33% (5)	67% (10)	67% (10)	80% (12)	67% (10)	73% (11)	40% (6)	7% (1)	7% (1)
2008	7	0% (0)	43% (3)	43% (3)	71% (5)	71% (5)	71% (5)	57% (4)	14% (1)	14% (1)
2009	11	9% (1)	27% (3)	36% (4)	55% (6)	55% (6)	45% (5)	36% (4)	9% (1)	9% (1)
2010	6	0% (0)	33% (2)		67% (4)	67% (4)	50% (3)	50% (3)	17% (1)	
2011	12	8% (1)			83% (10)	75% (9)	75% (9)	58% (7)		
2012	7				71% (5)	71% (5)	71% (5)			
2013	10				50% (5)	60% (6)				
2014	8				75% (6)					

The Cohort includes only first-time full time degree-seeking freshmen. The definition of a first-time freshman is a student: (1) attending any postsecondary institution for the first time in the fall term; OR (2) enrolling in the fall term who attended any postsecondary institution for the first time in the prior summer term immediately following high school graduation; OR (3) entering with college credit earned before graduation from high school.

Graduated/Still Enrolled by Ethnic Origin

Asian American

Cohort	Students	Graduated in			Continued to					
		4 Years	5 Years	6 Years	Year 2	Year 3	Year 4	Year 5	Year 6	Year 7
2000	19	11% (2)	11% (2)	11% (2)	58% (11)	47% (9)	42% (8)	21% (4)	16% (3)	11% (2)
2001	26	23% (6)	46% (12)	58% (15)	88% (23)	69% (18)	65% (17)	35% (9)	15% (4)	4% (1)
2002	30	13% (4)	43% (13)	50% (15)	73% (22)	57% (17)	60% (18)	43% (13)	10% (3)	3% (1)
2003	32	13% (4)	38% (12)	47% (15)	84% (27)	78% (25)	66% (21)	59% (19)	31% (10)	19% (6)
2004	19	21% (4)	42% (8)	53% (10)	79% (15)	79% (15)	74% (14)	42% (8)	16% (3)	16% (3)
2005	15	20% (3)	33% (5)	40% (6)	80% (12)	53% (8)	60% (9)	27% (4)	13% (2)	0% (0)
2006	19	11% (2)	37% (7)	53% (10)	84% (16)	84% (16)	79% (15)	58% (11)	37% (7)	21% (4)
2007	20	25% (5)	45% (9)	65% (13)	85% (17)	75% (15)	80% (16)	55% (11)	30% (6)	0% (0)
2008	20	30% (6)	55% (11)	65% (13)	85% (17)	80% (16)	65% (13)	40% (8)	15% (3)	5% (1)
2009	30	17% (5)	47% (14)	53% (16)	80% (24)	77% (23)	70% (21)	47% (14)	13% (4)	7% (2)
2010	27	37% (10)	59% (16)		93% (25)	81% (22)	78% (21)	41% (11)	15% (4)	
2011	27	41% (11)			85% (23)	74% (20)	70% (19)	30% (8)		
2012	21				90% (19)	71% (15)	81% (17)			
2013	23				83% (19)	74% (17)				
2014	25				92% (23)					

The Cohort includes only first-time full time degree-seeking freshmen. The definition of a first-time freshman is a student: (1) attending any postsecondary institution for the first time in the fall term; OR (2) enrolling in the fall term who attended any postsecondary institution for the first time in the prior summer term immediately following high school graduation; OR (3) entering with college credit earned before graduation from high school.

Graduated/Still Enrolled by Ethnic Origin

Black

Cohort	Students	Graduated in			Continued to					
		4 Years	5 Years	6 Years	Year 2	Year 3	Year 4	Year 5	Year 6	Year 7
2000	70	19% (13)	41% (29)	49% (34)	70% (49)	67% (47)	59% (41)	43% (30)	11% (8)	9% (6)
2001	69	13% (9)	30% (21)	41% (28)	80% (55)	70% (48)	59% (41)	43% (30)	25% (17)	16% (11)
2002	60	5% (3)	30% (18)	35% (21)	68% (41)	57% (34)	50% (30)	43% (26)	10% (6)	7% (4)
2003	85	14% (12)	39% (33)	49% (42)	80% (68)	74% (63)	66% (56)	54% (46)	27% (23)	15% (13)
2004	86	5% (4)	24% (21)	31% (27)	79% (68)	63% (54)	52% (45)	43% (37)	24% (21)	14% (12)
2005	67	4% (3)	19% (13)	30% (20)	75% (50)	51% (34)	55% (37)	45% (30)	27% (18)	15% (10)
2006	104	5% (5)	21% (22)	33% (34)	80% (83)	64% (67)	53% (55)	42% (44)	22% (23)	11% (11)
2007	106	15% (16)	37% (39)	47% (50)	81% (86)	73% (77)	67% (71)	49% (52)	23% (24)	8% (9)
2008	109	10% (11)	27% (29)	30% (33)	72% (78)	58% (63)	46% (50)	38% (41)	17% (19)	12% (13)
2009	104	9% (9)	29% (30)	36% (37)	72% (75)	52% (54)	46% (48)	37% (38)	12% (12)	7% (7)
2010	92	7% (6)	26% (24)		74% (68)	57% (52)	51% (47)	40% (37)	16% (15)	
2011	86	9% (8)			83% (71)	60% (52)	55% (47)	41% (35)		
2012	91				77% (70)	54% (49)	52% (47)			
2013	70				64% (45)	57% (40)				
2014	69				80% (55)					

The Cohort includes only first-time full time degree-seeking freshmen. The definition of a first-time freshman is a student: (1) attending any postsecondary institution for the first time in the fall term; OR (2) enrolling in the fall term who attended any postsecondary institution for the first time in the prior summer term immediately following high school graduation; OR (3) entering with college credit earned before graduation from high school.

Graduated/Still Enrolled by Ethnic Origin

Hispanic

Cohort	Students	Graduated in			Continued to					
		4 Years	5 Years	6 Years	Year 2	Year 3	Year 4	Year 5	Year 6	Year 7
2000	13	23% (3)	38% (5)	54% (7)	100% (13)	77% (10)	77% (10)	54% (7)	46% (6)	23% (3)
2001	4	50% (2)	50% (2)	50% (2)	75% (3)	50% (2)	50% (2)	25% (1)	0% (0)	25% (1)
2002	7	43% (3)	57% (4)	57% (4)	71% (5)	71% (5)	57% (4)	29% (2)	14% (1)	14% (1)
2003	13	31% (4)	46% (6)	54% (7)	77% (10)	69% (9)	77% (10)	23% (3)	8% (1)	0% (0)
2004	13	8% (1)	23% (3)	31% (4)	69% (9)	54% (7)	46% (6)	46% (6)	38% (5)	23% (3)
2005	13	23% (3)	54% (7)	69% (9)	85% (11)	69% (9)	69% (9)	46% (6)	15% (2)	0% (0)
2006	21	10% (2)	24% (5)	43% (9)	67% (14)	62% (13)	48% (10)	43% (9)	29% (6)	10% (2)
2007	17	6% (1)	12% (2)	35% (6)	82% (14)	71% (12)	59% (10)	41% (7)	47% (8)	18% (3)
2008	18	0% (0)	50% (9)	50% (9)	78% (14)	67% (12)	67% (12)	67% (12)	6% (1)	6% (1)
2009	25	8% (2)	24% (6)	28% (7)	60% (15)	52% (13)	52% (13)	40% (10)	16% (4)	16% (4)
2010	23	4% (1)	30% (7)		78% (18)	48% (11)	48% (11)	43% (10)	13% (3)	
2011	26	15% (4)			77% (20)	65% (17)	69% (18)	42% (11)		
2012	28				89% (25)	71% (20)	64% (18)			
2013	15				60% (9)	33% (5)				
2014	32				81% (26)					

The Cohort includes only first-time full time degree-seeking freshmen. The definition of a first-time freshman is a student: (1) attending any postsecondary institution for the first time in the fall term; OR (2) enrolling in the fall term who attended any postsecondary institution for the first time in the prior summer term immediately following high school graduation; OR (3) entering with college credit earned before graduation from high school.

Graduated/Still Enrolled by Ethnic Origin

International

Cohort	Students	Graduated in			Continued to					
		4 Years	5 Years	6 Years	Year 2	Year 3	Year 4	Year 5	Year 6	Year 7
2000	13	31% (4)	38% (5)	46% (6)	54% (7)	54% (7)	54% (7)	15% (2)	8% (1)	0% (0)
2001	10	20% (2)	50% (5)	50% (5)	60% (6)	50% (5)	40% (4)	30% (3)	0% (0)	0% (0)
2002	12	50% (6)	58% (7)	75% (9)	92% (11)	92% (11)	92% (11)	33% (4)	25% (3)	17% (2)
2003	11	64% (7)	73% (8)	73% (8)	100% (11)	100% (11)	100% (11)	18% (2)	0% (0)	0% (0)
2004	19	11% (2)	58% (11)	63% (12)	84% (16)	74% (14)	74% (14)	68% (13)	11% (2)	5% (1)
2005	21	10% (2)	71% (15)	76% (16)	90% (19)	81% (17)	76% (16)	67% (14)	5% (1)	0% (0)
2006	29	28% (8)	72% (21)	76% (22)	93% (27)	86% (25)	79% (23)	45% (13)	3% (1)	0% (0)
2007	20	35% (7)	65% (13)	75% (15)	90% (18)	75% (15)	70% (14)	35% (7)	10% (2)	0% (0)
2008	19	21% (4)	42% (8)	53% (10)	84% (16)	58% (11)	42% (8)	32% (6)	11% (2)	0% (0)
2009	17	53% (9)	65% (11)	65% (11)	82% (14)	71% (12)	65% (11)	24% (4)	12% (2)	12% (2)
2010	13	0% (0)	23% (3)		62% (8)	38% (5)	31% (4)	31% (4)	0% (0)	
2011	14	36% (5)			71% (10)	79% (11)	64% (9)	29% (4)		
2012	10				90% (9)	60% (6)	60% (6)			
2013	25				84% (21)	64% (16)				
2014	12				100% (12)					

The Cohort includes only first-time full time degree-seeking freshmen. The definition of a first-time freshman is a student: (1) attending any postsecondary institution for the first time in the fall term; OR (2) enrolling in the fall term who attended any postsecondary institution for the first time in the prior summer term immediately following high school graduation; OR (3) entering with college credit earned before graduation from high school.

Graduated/Still Enrolled by Ethnic Origin

Multi-racial

Cohort	Students	Graduated in			Continued to					
		4 Years	5 Years	6 Years	Year 2	Year 3	Year 4	Year 5	Year 6	Year 7
2005	6	0% (0)	33% (2)	50% (3)	83% (5)	83% (5)	83% (5)	67% (4)	50% (3)	33% (2)
2006	20	15% (3)	25% (5)	30% (6)	80% (16)	45% (9)	40% (8)	20% (4)	5% (1)	0% (0)
2007	11	36% (4)	64% (7)	64% (7)	73% (8)	73% (8)	73% (8)	36% (4)	0% (0)	9% (1)
2008	12	8% (1)	25% (3)	58% (7)	83% (10)	75% (9)	50% (6)	50% (6)	33% (4)	0% (0)
2009	16	6% (1)	38% (6)	44% (7)	75% (12)	63% (10)	50% (8)	50% (8)	19% (3)	6% (1)
2010	13	31% (4)	31% (4)		62% (8)	54% (7)	46% (6)	15% (2)	8% (1)	
2011	3	0% (0)			67% (2)	67% (2)	67% (2)	67% (2)		
2012	9				67% (6)	33% (3)	33% (3)			
2013	13				62% (8)	46% (6)				
2014	12				58% (7)					

The Cohort includes only first-time full time degree-seeking freshmen. The definition of a first-time freshman is a student: (1) attending any postsecondary institution for the first time in the fall term; OR (2) enrolling in the fall term who attended any postsecondary institution for the first time in the prior summer term immediately following high school graduation; OR (3) entering with college credit earned before graduation from high school.

Graduated/Still Enrolled by Ethnic Origin

Pacific Islander

Cohort	Students	Graduated in			Continued to					
		4 Years	5 Years	6 Years	Year 2	Year 3	Year 4	Year 5	Year 6	Year 7
2009	1	0% (0)	0% (0)	100% (1)	100% (1)	100% (1)	100% (1)	100% (1)	100% (1)	0% (0)

The Cohort includes only first-time full time degree-seeking freshmen. The definition of a first-time freshman is a student: (1) attending any postsecondary institution for the first time in the fall term; OR (2) enrolling in the fall term who attended any postsecondary institution for the first time in the prior summer term immediately following high school graduation; OR (3) entering with college credit earned before graduation from high school.

Graduated/Still Enrolled by Ethnic Origin

Unknown

Cohort	Students	Graduated in			Continued to					
		4 Years	5 Years	6 Years	Year 2	Year 3	Year 4	Year 5	Year 6	Year 7
2003	1	0% (0)	100% (1)	100% (1)	100% (1)	100% (1)	100% (1)	100% (1)	0% (0)	0% (0)
2006	4	0% (0)	50% (2)	50% (2)	100% (4)	100% (4)	100% (4)	75% (3)	25% (1)	25% (1)
2007	3	33% (1)	33% (1)	67% (2)	67% (2)	67% (2)	33% (1)	33% (1)	33% (1)	0% (0)
2008	4	50% (2)	50% (2)	50% (2)	100% (4)	50% (2)	50% (2)	0% (0)	0% (0)	0% (0)
2009	8	13% (1)	75% (6)	75% (6)	88% (7)	75% (6)	75% (6)	63% (5)	0% (0)	0% (0)
2010	11	9% (1)	36% (4)		55% (6)	45% (5)	55% (6)	45% (5)	18% (2)	
2011	29	24% (7)			93% (27)	79% (23)	66% (19)	41% (12)		
2012	17				76% (13)	65% (11)	53% (9)			
2013	11				82% (9)	82% (9)				
2014	13				100% (13)					

The Cohort includes only first-time full time degree-seeking freshmen. The definition of a first-time freshman is a student: (1) attending any postsecondary institution for the first time in the fall term; OR (2) enrolling in the fall term who attended any postsecondary institution for the first time in the prior summer term immediately following high school graduation; OR (3) entering with college credit earned before graduation from high school.

Graduated/Still Enrolled by Ethnic Origin

White

Cohort	Students	Graduated in			Continued to					
		4 Years	5 Years	6 Years	Year 2	Year 3	Year 4	Year 5	Year 6	Year 7
2000	451	13% (60)	36% (163)	44% (197)	70% (317)	58% (260)	53% (241)	37% (169)	15% (66)	6% (27)
2001	470	13% (62)	33% (154)	44% (208)	73% (341)	60% (283)	57% (267)	41% (192)	20% (94)	7% (33)
2002	488	17% (85)	39% (189)	48% (236)	77% (374)	65% (319)	60% (294)	40% (195)	16% (79)	6% (31)
2003	622	17% (104)	38% (237)	47% (292)	75% (465)	62% (388)	58% (359)	39% (242)	15% (94)	9% (53)
2004	506	14% (70)	35% (175)	45% (227)	75% (378)	62% (312)	55% (280)	39% (197)	17% (86)	7% (34)
2005	500	15% (75)	39% (197)	46% (228)	76% (379)	62% (310)	57% (283)	40% (199)	15% (74)	7% (35)
2006	591	18% (106)	42% (246)	49% (288)	75% (445)	65% (386)	61% (361)	40% (239)	14% (81)	6% (38)
2007	567	15% (86)	35% (200)	47% (264)	76% (431)	64% (363)	58% (331)	41% (235)	19% (108)	7% (40)
2008	576	16% (92)	39% (223)	48% (276)	75% (434)	65% (374)	58% (335)	40% (232)	16% (92)	6% (35)
2009	562	20% (115)	43% (240)	52% (293)	77% (430)	64% (358)	61% (344)	39% (217)	17% (93)	6% (32)
2010	415	17% (70)	44% (184)		81% (336)	67% (277)	61% (255)	41% (172)	13% (55)	
2011	455	25% (112)			78% (354)	69% (313)	64% (292)	36% (165)		
2012	432				81% (351)	68% (294)	61% (265)			
2013	471				80% (375)	72% (338)				
2014	543				79% (431)					

The Cohort includes only first-time full time degree-seeking freshmen. The definition of a first-time freshman is a student: (1) attending any postsecondary institution for the first time in the fall term; OR (2) enrolling in the fall term who attended any postsecondary institution for the first time in the prior summer term immediately following high school graduation; OR (3) entering with college credit earned before graduation from high school.

Section 8

Graduated/Still Enrolled By Gender

This section shows graduation/retention rates by gender.

Graduated/Still Enrolled by Gender

Men

Cohort	Students	Graduated in			Continued to					
		4 Years	5 Years	6 Years	Year 2	Year 3	Year 4	Year 5	Year 6	Year 7
2000	291	11% (31)	33% (96)	42% (123)	70% (203)	60% (175)	56% (162)	41% (118)	19% (54)	7% (19)
2001	305	10% (29)	28% (86)	41% (125)	73% (223)	61% (187)	56% (171)	43% (131)	22% (66)	8% (25)
2002	337	14% (46)	34% (115)	45% (150)	76% (256)	64% (217)	60% (201)	43% (144)	20% (67)	8% (28)
2003	402	14% (55)	36% (145)	45% (182)	76% (307)	65% (260)	60% (243)	43% (173)	19% (75)	11% (43)
2004	351	8% (28)	28% (100)	40% (142)	73% (256)	59% (207)	54% (191)	43% (152)	21% (75)	10% (34)
2005	344	12% (41)	35% (120)	40% (137)	72% (249)	59% (204)	54% (186)	40% (139)	16% (54)	9% (31)
2006	432	10% (43)	36% (154)	43% (187)	76% (327)	66% (283)	61% (263)	46% (197)	16% (68)	7% (31)
2007	402	12% (50)	32% (130)	43% (174)	75% (302)	63% (253)	57% (231)	43% (172)	21% (85)	8% (33)
2008	417	10% (41)	32% (135)	43% (180)	76% (319)	64% (265)	55% (229)	44% (184)	20% (82)	8% (33)
2009	416	15% (63)	37% (153)	48% (198)	76% (315)	63% (263)	60% (249)	41% (170)	18% (75)	7% (28)
2010	350	11% (38)	36% (127)		78% (274)	63% (222)	58% (204)	44% (153)	16% (57)	
2011	384	20% (75)			77% (297)	66% (255)	62% (237)	39% (148)		
2012	336				79% (266)	63% (212)	59% (198)			
2013	387				75% (291)	67% (258)				
2014	437				78% (342)					

The Cohort includes only first-time full time degree-seeking freshmen. The definition of a first-time freshman is a student: (1) attending any postsecondary institution for the first time in the fall term; OR (2) enrolling in the fall term who attended any postsecondary institution for the first time in the prior summer term immediately following high school graduation; OR (3) entering with college credit earned before graduation from high school.

Graduated/Still Enrolled by Gender

Women

Cohort	Students	Graduated in			Continued to					
		4 Years	5 Years	6 Years	Year 2	Year 3	Year 4	Year 5	Year 6	Year 7
2000	290	19% (54)	40% (116)	46% (132)	71% (206)	58% (169)	54% (156)	35% (101)	11% (32)	7% (20)
2001	285	19% (53)	38% (109)	47% (135)	74% (212)	61% (173)	57% (163)	37% (105)	18% (50)	7% (21)
2002	273	21% (56)	44% (121)	51% (140)	75% (206)	65% (177)	60% (163)	37% (102)	10% (27)	4% (12)
2003	372	21% (77)	41% (154)	50% (186)	76% (283)	66% (244)	60% (222)	39% (144)	15% (57)	9% (32)
2004	301	19% (56)	40% (121)	48% (143)	78% (236)	67% (201)	58% (174)	37% (110)	15% (44)	7% (20)
2005	282	16% (46)	43% (121)	52% (147)	82% (231)	65% (182)	62% (176)	43% (120)	16% (46)	6% (17)
2006	369	23% (85)	43% (158)	52% (192)	78% (289)	67% (247)	60% (223)	36% (133)	15% (57)	7% (26)
2007	357	21% (75)	42% (151)	54% (193)	80% (286)	70% (249)	65% (231)	42% (151)	18% (65)	6% (21)
2008	348	22% (75)	44% (153)	50% (173)	74% (259)	65% (227)	58% (202)	36% (125)	11% (40)	5% (18)
2009	358	22% (80)	46% (163)	51% (184)	75% (269)	61% (220)	58% (208)	37% (131)	13% (45)	6% (21)
2010	250	22% (54)	47% (117)		80% (199)	64% (161)	60% (149)	36% (91)	10% (24)	
2011	268	27% (73)			82% (220)	72% (192)	66% (178)	36% (96)		
2012	279				83% (232)	68% (191)	62% (172)			
2013	251				80% (200)	71% (179)				
2014	277				83% (231)					

The Cohort includes only first-time full time degree-seeking freshmen. The definition of a first-time freshman is a student: (1) attending any postsecondary institution for the first time in the fall term; OR (2) enrolling in the fall term who attended any postsecondary institution for the first time in the prior summer term immediately following high school graduation; OR (3) entering with college credit earned before graduation from high school.

Section 9

Graduated/Still Enrolled By Federal Financial Aid Category

This section shows graduation/retention rates for those students who received federal loans and Pell Grants, and those who did not.

Graduated/Still Enrolled by Federal Aid Category

Federal Loan Recipients (No Pell Grant)

Cohort	Students	Graduated in			Continued to					
		4 Years	5 Years	6 Years	Year 2	Year 3	Year 4	Year 5	Year 6	Year 7
2005	170	13% (22)	32% (55)	41% (70)	76% (129)	59% (100)	55% (94)	37% (63)	16% (27)	8% (14)
2006	183	14% (25)	36% (65)	42% (77)	77% (140)	62% (113)	58% (106)	38% (70)	13% (24)	7% (13)
2007	161	12% (19)	30% (49)	47% (75)	74% (119)	60% (97)	59% (95)	45% (73)	23% (37)	7% (11)
2008	193	8% (15)	29% (56)	39% (75)	72% (138)	63% (122)	53% (103)	44% (85)	22% (42)	10% (20)
2009	172	14% (24)	37% (64)	46% (79)	73% (126)	61% (105)	54% (93)	38% (65)	16% (27)	5% (8)
2010	135	13% (18)	36% (49)		75% (101)	62% (84)	59% (80)	37% (50)	14% (19)	
2011	131	16% (21)			76% (100)	64% (84)	58% (76)	35% (46)		
2012	132				80% (105)	70% (92)	62% (82)			
2013	157				72% (113)	64% (101)				
2014	182				70% (128)					

Students are considered to have received federal aid if they received it during the fall term used for determining the cohort. In following years, these students may not have received federal aid.

The Cohort includes only first-time full time degree-seeking freshmen. The definition of a first-time freshman is a student: (1) attending any postsecondary institution for the first time in the fall term; OR (2) enrolling in the fall term who attended any postsecondary institution for the first time in the prior summer term immediately following high school graduation; OR (3) entering with college credit earned before graduation from high school.

Graduated/Still Enrolled by Federal Aid Category

No Federal Loan or Pell Grant

Cohort	Students	Graduated in			Continued to					
		4 Years	5 Years	6 Years	Year 2	Year 3	Year 4	Year 5	Year 6	Year 7
2005	328	19% (61)	46% (152)	53% (173)	80% (261)	65% (213)	60% (198)	42% (139)	14% (47)	6% (20)
2006	429	20% (84)	44% (190)	53% (229)	78% (336)	71% (305)	65% (278)	44% (187)	17% (71)	7% (32)
2007	423	21% (87)	43% (184)	54% (229)	79% (336)	70% (296)	65% (274)	43% (183)	19% (79)	7% (31)
2008	417	20% (83)	44% (183)	53% (219)	80% (335)	67% (278)	61% (254)	40% (166)	14% (57)	5% (20)
2009	393	23% (91)	47% (183)	56% (221)	79% (309)	68% (266)	67% (264)	41% (163)	18% (69)	7% (28)
2010	264	21% (56)	49% (130)		83% (220)	69% (182)	64% (170)	42% (110)	13% (34)	
2011	316	30% (96)			82% (259)	75% (237)	70% (222)	39% (123)		
2012	292				87% (253)	71% (206)	65% (189)			
2013	321				83% (268)	76% (245)				
2014	342				88% (300)					

Students are considered to have received federal aid if they received it during the fall term used for determining the cohort. In following years, these students may not have received federal aid.

The Cohort includes only first-time full time degree-seeking freshmen. The definition of a first-time freshman is a student: (1) attending any postsecondary institution for the first time in the fall term; OR (2) enrolling in the fall term who attended any postsecondary institution for the first time in the prior summer term immediately following high school graduation; OR (3) entering with college credit earned before graduation from high school.

Graduated/Still Enrolled by Federal Aid Category

Pell Grant Recipients

Cohort	Students	Graduated in			Continued to					
		4 Years	5 Years	6 Years	Year 2	Year 3	Year 4	Year 5	Year 6	Year 7
2005	128	3% (4)	27% (34)	32% (41)	70% (90)	57% (73)	55% (70)	45% (57)	20% (26)	11% (14)
2006	189	10% (19)	30% (57)	39% (73)	74% (140)	59% (112)	54% (102)	39% (73)	16% (30)	6% (12)
2007	175	11% (19)	27% (48)	36% (63)	76% (133)	62% (109)	53% (93)	38% (67)	19% (34)	7% (12)
2008	155	12% (18)	32% (49)	38% (59)	68% (105)	59% (92)	48% (74)	37% (58)	15% (23)	7% (11)
2009	209	13% (28)	33% (69)	39% (82)	71% (149)	54% (112)	48% (100)	35% (73)	11% (24)	6% (13)
2010	201	9% (18)	32% (65)		76% (152)	58% (117)	51% (103)	42% (84)	14% (28)	
2011	205	15% (31)			77% (158)	61% (126)	57% (117)	37% (75)		
2012	191				73% (140)	55% (105)	52% (99)			
2013	160				69% (110)	57% (91)				
2014	190				76% (145)					

Students are considered to have received federal aid if they received it during the fall term used for determining the cohort. In following years, these students may not have received federal aid.

The Cohort includes only first-time full time degree-seeking freshmen. The definition of a first-time freshman is a student: (1) attending any postsecondary institution for the first time in the fall term; OR (2) enrolling in the fall term who attended any postsecondary institution for the first time in the prior summer term immediately following high school graduation; OR (3) entering with college credit earned before graduation from high school.